

We reserve the rights of modification for the standard, technical specification and size which referred in this manual, because of technic improved and time going. Forgive no further notice if any modification. All copyrights of written informations and pictures belong to our company. Reprinting and piracy are prohibited.

 This Manual Uses The Eco-Paper Printing

# **JYINS**


**ZHEJIANG JYINS ELECTRIC CO.,LTD.**

[Http://www.jyinsinverter.com](http://www.jyinsinverter.com) E-mail:[jyins@jyins.com](mailto:jyins@jyins.com)

# PRODUCT CATALOGUE

Modified sine wave power inverter, Pure sine wave power inverter  
Uninterruptible power source, Portable power station, Battery Charger







# Contribute green energy Create a better future

With the heart of a national craftsman, draw a city blueprint,  
Always unswervingly take "ecological priority and green development"  
oriented high-quality development path,  
Adhering to the development strategy of "protection first and  
adapting measures to local conditions",  
Create a low-carbon, green and healthy life with practical actions.  
At the forefront of the times,  
Create a new and better life.

# 1993

The company was founded 1993 years

# 500

The company has more than 500 employees

# 53

53 management technicians

# 10

10 senior engineers



## About us

The company established in 1993, is a modern enterprise specializing in the production of power inverters, solar power generation systems, switching power supplies, battery chargers, solar charge controllers, and ups. The enterprise integrates product design, development, production, sales and service. In strict accordance with the requirements of the international ISO9000 quality system, we constantly improve and perfect the quality assurance system, and take the lead in passing the ISO9001 quality system international and domestic certification, ISO14001 environmental system certification, and ISO18001 occupational health and safety management system certification in the same industry.

The company has more than 500 employees, including 53 management technicians and 10 senior engineers. We adhere to the development idea of "scientific and technological innovation, intelligent manufacturing", vigorously introduce senior technical talents, comprehensively enhance the company's core competitiveness, and provide customers with the most valuable services, and strive to build the best brand in the industry. JYINS has built a solid brand, and forged ahead with innovation and development. Looking forward to the future, always keep in mind the responsibility of the enterprise, adhere to the road of diversified, clean and efficient energy development, and strive to become a new energy enterprise full of vitality, competitiveness and sustainable development!



# Precision Manufacturing

High starting point and high quality are our unwavering pursuit of goals. Every process, every step, we adhere to the meticulous product manufacturing process, and every detail is perfect to express the standardization, systemization and standardization. Reasonable control of the production process, so that management and quality benefits throughout every detail of the company's operations, to ensure that the performance of the product meets the standards.



# Product Contents

## Modified sine wave power inverter

---

Modified sine wave power inverter 150W	02
Modified sine wave power inverter 300W	03
Modified sine wave power inverter 500W	04
Modified sine wave power inverter 600W	05
Modified sine wave power inverter 1000W	06
Modified sine wave power inverter 1200W	07
Modified sine wave power inverter 1500W	08
Modified sine wave power inverter 2000W	09
Modified sine wave power inverter 3000W	10
Modified sine wave power inverter 4000W	11
Modified sine wave power inverter 5000W	12
Modified sine wave power inverter 6000W	13

## Pure sine wave power inverter

---

Pure sine wave power inverter 150W	15
Pure sine wave power inverter 300W	16
Pure sine wave power inverter 500W	17
Pure sine wave power inverter 600W	18
Pure sine wave power inverter 1000W	19
Pure sine wave power inverter 1200W	20
Pure sine wave power inverter 1500W	21
Pure sine wave power inverter 2000W	22
Pure sine wave power inverter 3000W	23
Pure sine wave power inverter 4000W	24
Pure sine wave power inverter 5000W	25
Pure sine wave power inverter 6000W	26

## Uninterruptible power source

---

Uninterruptible power source(JYMU) 300W	28
Uninterruptible power source(JYMU) 500W	29
Uninterruptible power source(JYMU) 600W	30
Uninterruptible power source(JYMU) 1000W	31
Uninterruptible power source(JYMU) 1500W	32
Uninterruptible power source(JYMU) 2000W	33
Uninterruptible power source(JYMU) 2500W	34
Uninterruptible power source(JYMU) 3000W	35

## Uninterruptible power source

---

Uninterruptible power source(JYPU) 300W	36
Uninterruptible power source(JYPU) 500W	37
Uninterruptible power source(JYPU) 600W	38
Uninterruptible power source(JYPU) 1000W	39
Uninterruptible power source(JYPU) 1500W	40
Uninterruptible power source(JYPU) 2000W	41
Uninterruptible power source(JYPU) 2500W	42
Uninterruptible power source(JYPU) 3000W	43

## Battery charger

---

Battery Charger 10A	45
Battery Charger 15A	46
Battery Charger 20A	47
Battery Charger 30A	48
Battery Charger 40A	49
Battery Charger 50A	50

## Portable power station

---

Portable power station 300W-A	52
Portable power station 300W-B	53
Portable power station 500W-A	54
Portable power station 500W-B	55
Portable power station 1000W	56
Portable power station 1500W	57
Portable power station 2400W	58

## Printed circuit board

---

Printed circuit board P-300W	60
Printed circuit board P-600W	61
Printed circuit board P1000W	62
Printed circuit board P-1500W	63
Printed circuit board P-2000W	64
Printed circuit board P-3000W	65
Printed circuit board PU-300W	66
Printed circuit board PU-600W	67

# MODIFIED SINE WAVE POWER INVERTER

Over voltage  
protection



Low voltage  
protection



Over load  
protection



Over temperature  
protection



# 150W Modified sine wave power inverter



## Technical parameters

Model	M-150W-12V	M-150W-24V	M-150W-48V
Rated Power	150W		
Peak Power	300W		
DC Input Voltage Range	DC12V(9.5V-15.5V)	DC24V(19V-31V)	DC48V(38V-62V)
AC Output Voltage (Single Choice)	100V/110V/120V/220V/230V/240V		
Unload Current	≤0.2A	≤0.12A	≤0.08A
Output Frequency	(50Hz±2Hz) or (60Hz±2Hz)		
Output Waveform	Modified sine wave		
Display	/		
USB Output Voltage / Current	5V@3.4A,9V@2A,12V@1.5A (Support QC3.0 fast charge up to 18W)		
Max. Output Efficiency	88%	90%	92%
Low Voltage Protection	"Alarm ""Bi"" with 2s interval +red and green lights flashing alternately restart automatically when voltage recover"		
Over Voltage Protection	" Alarm ""BiBi"" with 1s interval +red and green lights flashing alternately restart automatically when voltage recover"		
Over Load Protection	"Alarm ""Bi"" continuously +red light flashing / restart automatically when load power recover; If it is closed after twice recover, it need restart manually."		
Over Temp Protection	" Alarm ""BiBiBi"" with 1s interval +red and green lights flashing alternately restart when temp recover"		
Short Circuit Protection	Yes		
DC Reverse Connection Protection	Fuse burnt		
Low Voltage Alarm Range	10.5v±0.5v	21v±0.5v	42v±0.5v
Low Voltage Protection Range	9.5v±0.5v	19v±0.5v	38v±0.5v
Low Voltage Recover Range	12v±0.5v	23v±0.5v	46v±0.5v
Over Voltage Protection Range	15.5v±0.5v	31v±0.5v	62v±0.5v
Over Voltage Recover Range	14v±0.5v	28v±0.5v	56v±0.5v
Working Temperature	-10°C~50°C		
Cooling Method	Fan cooling (Temperature control)		
Unit Size (mm)			
N.W/G.W(kg)			

# 300W Modified sine wave power inverter



## Technical parameters

Model	M-300W-12V	M-300W-24V	M-300W-48V
Rated Power	300W		
Peak Power	600W		
DC Input Voltage Range	DC12V(9.5V-15.5V)	DC24V(19V-31V)	DC48V(38V-62V)
AC Output Voltage (Single Choice)	100V/110V/120V/220V/230V/240V		
Unload Current	≤0.35A	≤0.15A	≤0.1A
Output Frequency	(50Hz±2Hz) or (60Hz±2Hz)		
Output Waveform	Modified sine wave		
Display	/		
USB Output Voltage / Current	5V@3.4A,9V@2A,12V@1.5A (Support QC3.0 fast charge up to 18W)		
Max. Output Efficiency	88%	90%	92%
Low Voltage Protection	"Alarm ""Bi"" with 2s interval +red and green lights flashing alternately restart automatically when voltage recover"		
Over Voltage Protection	" Alarm ""BiBi"" with 1s interval +red and green lights flashing alternately restart automatically when voltage recover"		
Over Load Protection	"Alarm ""Bi"" continuously +red light flashing / restart automatically when load power recover; If it is closed after twice recover, it need restart manually."		
Over Temp Protection	" Alarm ""BiBiBi"" with 1s interval +red and green lights flashing alternately restart when temp recover"		
Short Circuit Protection	Yes		
DC Reverse Connection Protection	Fuse burnt		
Low Voltage Alarm Range	10.5v±0.5v	21v±0.5v	42v±0.5v
Low Voltage Protection Range	9.5v±0.5v	19v±0.5v	38v±0.5v
Low Voltage Recover Range	12v±0.5v	23v±0.5v	46v±0.5v
Over Voltage Protection Range	15.5v±0.5v	31v±0.5v	62v±0.5v
Over Voltage Recover Range	14v±0.5v	28v±0.5v	56v±0.5v
Working Temperature	-10°C~50°C		
Cooling Method	Fan cooling (Temperature control)		
Unit Size (mm)	177mm*106mm*60mm		
N.W/G.W(kg)	0.64kg/0.88kg		

# 500W Modified sine wave power inverter



## Technical parameters

Model	M-500W-12V	M-500W-24V	M-500W-48V
Rated Power	500W		
Peak Power	1000W		
DC Input Voltage Range	DC12V(9.5V-15.5V)	DC24V(19V-31V)	DC48V(38V-62V)
AC Output Voltage (Single Choice)	100V/110V/120V/220V/230V/240V		
Unload Current	≤0.5A	≤0.3A	≤0.2A
Output Frequency	(50Hz±2Hz) or (60Hz±2Hz)		
Output Waveform	Modified sine wave		
Display	/		
USB Output Voltage / Current	5V@3.4A,9V@2A,12V@1.5A (Support QC3.0 fast charge up to 18W)		
Max. Output Efficiency	88%	90%	92%
Low Voltage Protection	"Alarm ""Bi"" with 2s interval +red and green lights flashing alternately restart automatically when voltage recover"		
Over Voltage Protection	" Alarm ""BiBi"" with 1s interval +red and green lights flashing alternately restart automatically when voltage recover"		
Over Load Protection	"Alarm ""Bi"" continuously +red light flashing / restart automatically when load power recover; If it is closed after twice recover, it need restart manually."		
Over Temp Protection	" Alarm ""BiBiBi"" with 1s interval +red and green lights flashing alternately restart when temp recover"		
Short Circuit Protection	Yes		
DC Reverse Connection Protection	Fuse burnt		
Low Voltage Alarm Range	10.5v±0.5v	21v±0.5v	42v±0.5v
Low Voltage Protection Range	9.5v±0.5v	19v±0.5v	38v±0.5v
Low Voltage Recover Range	12v±0.5v	23v±0.5v	46v±0.5v
Over Voltage Protection Range	15.5v±0.5v	31v±0.5v	62v±0.5v
Over Voltage Recover Range	14v±0.5v	28v±0.5v	56v±0.5v
Working Temperature	-10°C~50°C		
Cooling Method	Fan cooling (Temperature control)		
Unit Size	218mm*106mm*60mm		
N.W/G.W	0.9kg/1.19kg		


# 600W Modified sine wave power inverter



## Technical parameters

Model	M-600W-12V	M-600W-24V	M-600W-48V
Rated Power	600W		
Peak Power	1200W		
DC Input Voltage Range	DC12V(9.5V-15.5V)	DC24V(19V-31V)	DC48V(38V-62V)
AC Output Voltage (Single Choice)	100V/110V/120V/220V/230V/240V		
Unload Current	≤0.5A	≤0.3A	≤0.2A
Output Frequency	(50Hz±2Hz) or (60Hz±2Hz)		
Output Waveform	Modified sine wave		
Display	/		
USB Output Voltage / Current	5V@3.4A,9V@2A,12V@1.5A (Support QC3.0 fast charge up to 18W)		
Max. Output Efficiency	88%	90%	92%
Low Voltage Protection	"Alarm ""Bi"" with 2s interval +red and green lights flashing alternately restart automatically when voltage recover"		
Over Voltage Protection	" Alarm ""BiBi"" with 1s interval +red and green lights flashing alternately restart automatically when voltage recover"		
Over Load Protection	"Alarm ""Bi"" continuously +red light flashing / restart automatically when load power recover; If it is closed after twice recover, it need restart manually."		
Over Temp Protection	" Alarm ""BiBiBi"" with 1s interval +red and green lights flashing alternately restart when temp recover"		
Short Circuit Protection	Yes		
DC Reverse Connection Protection	Fuse burnt		
Low Voltage Alarm Range	10.5v±0.5v	21v±0.5v	42v±0.5v
Low Voltage Protection Range	9.5v±0.5v	19v±0.5v	38v±0.5v
Low Voltage Recover Range	12v±0.5v	23v±0.5v	46v±0.5v
Over Voltage Protection Range	15.5v±0.5v	31v±0.5v	62v±0.5v
Over Voltage Recover Range	14v±0.5v	28v±0.5v	56v±0.5v
Working Temperature	-10°C~50°C		
Cooling Method	Fan cooling (Temperature control)		
Unit Size	218mm*106mm*60mm		
N.W/G.W	0.9kg/1.19kg		


# 1000W Modified sine wave power inverter



## Technical parameters

Model	M-1000W-12V	M-1000W-24V	M-1000W-48V
Rated Power	1000W		
Peak Power	2000W		
DC Input Voltage Range	DC12V(9.5V-15.5V)	DC24V(19V-31V)	DC48V(38V-62V)
AC Output Voltage (Single Choice)	100V/110V/120V/220V/230V/240V		
Unload Current	≤0.5A	≤0.3A	≤0.2A
Output Frequency	(50Hz±2Hz) or (60Hz±2Hz)		
Output Waveform	Modified sine wave		
Display	/		
USB Output Voltage / Current	5V@3.4A,9V@2A,12V@1.5A (Support QC3.0 fast charge up to 18W)		
Max. Output Efficiency	88%	90%	92%
Low Voltage Protection	"Alarm ""Bi"" with 2s interval +red and green lights flashing alternately restart automatically when voltage recover"		
Over Voltage Protection	" Alarm ""BiBi"" with 1s interval +red and green lights flashing alternately restart automatically when voltage recover"		
Over Load Protection	"Alarm ""Bi"" continuously +red light flashing / restart automatically when load power recover; If it is closed after twice recover, it need restart manually."		
Over Temp Protection	" Alarm ""BiBiBi"" with 1s interval +red and green lights flashing alternately restart when temp recover"		
Short Circuit Protection	Yes		
DC Reverse Connection Protection	Fuse burnt		
Low Voltage Alarm Range	10.5v±0.5v	21v±0.5v	42v±0.5v
Low Voltage Protection Range	9.5v±0.5v	19v±0.5v	38v±0.5v
Low Voltage Recover Range	12v±0.5v	23v±0.5v	46v±0.5v
Over Voltage Protection Range	15.5v±0.5v	31v±0.5v	62v±0.5v
Over Voltage Recover Range	14v±0.5v	28v±0.5v	56v±0.5v
Working Temperature	-10°C~50°C		
Cooling Method	Fan cooling (Temperature control)		
Unit Size	275mm*135mm*76mm		
N.W/G.W	1.64kg/2.08kg		


# 1200W Modified sine wave power inverter



## Technical parameters

Model	M-1200W-12V	M-1200W-24V	M-1200W-48V
Rated Power	1200W		
Peak Power	2400W		
DC Input Voltage Range	DC12V(9.5V-15.5V)	DC24V(19V-31V)	DC48V(38V-62V)
AC Output Voltage (Single Choice)	100V/110V/120V/220V/230V/240V		
Unload Current	≤0.5A	≤0.3A	≤0.2A
Output Frequency	(50Hz±2Hz) or (60Hz±2Hz)		
Output Waveform	Modified sine wave		
Display	LED or LCD display		
USB Output Voltage / Current	5V@3.4A,9V@2A,12V@1.5A (Support QC3.0 fast charge up to 18W)		
Max. Output Efficiency	88%	90%	92%
Low Voltage Protection	"Alarm ""Bi"" with 2s interval +red and green lights flashing alternately restart automatically when voltage recover"		
Over Voltage Protection	" Alarm ""BiBi"" with 1s interval +red and green lights flashing alternately restart automatically when voltage recover"		
Over Load Protection	"Alarm ""Bi"" continuously +red light flashing / restart automatically when load power recover; If it is closed after twice recover, it need restart manually."		
Over Temp Protection	" Alarm ""BiBiBi"" with 1s interval +red and green lights flashing alternately restart when temp recover"		
Short Circuit Protection	Yes		
DC Reverse Connection Protection	Fuse burnt		
Low Voltage Alarm Range	10.5v±0.5v	21v±0.5v	42v±0.5v
Low Voltage Protection Range	9.5v±0.5v	19v±0.5v	38v±0.5v
Low Voltage Recover Range	12v±0.5v	23v±0.5v	46v±0.5v
Over Voltage Protection Range	15.5v±0.5v	31v±0.5v	62v±0.5v
Over Voltage Recover Range	14v±0.5v	28v±0.5v	56v±0.5v
Working Temperature	-10°C~50°C		
Cooling Method	Fan cooling (Temperature control)		
Unit Size	275mm*135mm*76mm		
N.W/G.W	1.64kg/2.08kg		

# 1500W Modified sine wave power inverter



## Technical parameters

Model	M-1500W-12V	M-1500W-24V	M-1500W-48V
Rated Power	1500W		
Peak Power	3000W		
DC Input Voltage Range	DC12V(9.5V-15.5V)	DC24V(19V-31V)	DC48V(38V-62V)
AC Output Voltage (Single Choice)	100V/110V/120V/220V/230V/240V		
Unload Current	≤0.5A	≤0.3A	≤0.2A
Output Frequency	(50Hz±2Hz) or (60Hz±2Hz)		
Output Waveform	Modified sine wave		
Display	LED or LCD display		
USB Output Voltage / Current	5V@3.4A,9V@2A,12V@1.5A (Support QC3.0 fast charge up to 18W)		
Max. Output Efficiency	88%	90%	92%
Low Voltage Protection	"Alarm ""Bi"" with 2s interval +red and green lights flashing alternately restart automatically when voltage recover"		
Over Voltage Protection	" Alarm ""BiBi"" with 1s interval +red and green lights flashing alternately restart automatically when voltage recover"		
Over Load Protection	"Alarm ""Bi"" continuously +red light flashing / restart automatically when load power recover; If it is closed after twice recover, it need restart manually."		
Over Temp Protection	" Alarm ""BiBiBi"" with 1s interval +red and green lights flashing alternately restart when temp recover"		
Short Circuit Protection	Yes		
DC Reverse Connection Protection	Fuse burnt		
Low Voltage Alarm Range	10.5v±0.5v	21v±0.5v	42v±0.5v
Low Voltage Protection Range	9.5v±0.5v	19v±0.5v	38v±0.5v
Low Voltage Recover Range	12v±0.5v	23v±0.5v	46v±0.5v
Over Voltage Protection Range	15.5v±0.5v	31v±0.5v	62v±0.5v
Over Voltage Recover Range	14v±0.5v	28v±0.5v	56v±0.5v
Working Temperature	-10°C~50°C		
Cooling Method	Fan cooling (Temperature control)		
Unit Size	310mm*180mm*76mm		
N.W/G.W	3.0kg/3.65kg		


# 2000W Modified sine wave power inverter



## Technical parameters

Model	M-2000W-12V	M-2000W-24V	M-2000W-48V
Rated Power	2000W		
Peak Power	4000W		
DC Input Voltage Range	DC12V(9.5V-15.5V)	DC24V(19V-31V)	DC48V(38V-62V)
AC Output Voltage (Single Choice)	100V/110V/120V/220V/230V/240V		
Unload Current	≤0.6A	≤0.4A	≤0.25A
Output Frequency	(50Hz±2Hz) or (60Hz±2Hz)		
Output Waveform	Modified sine wave		
Display	LED or LCD display		
USB Output Voltage / Current	5V@3.4A,9V@2A,12V@1.5A (Support QC3.0 fast charge up to 18W)		
Max. Output Efficiency	88%	90%	92%
Low Voltage Protection	"Alarm ""Bi"" with 2s interval +red and green lights flashing alternately restart automatically when voltage recover"		
Over Voltage Protection	" Alarm ""BiBi"" with 1s interval +red and green lights flashing alternately restart automatically when voltage recover"		
Over Load Protection	"Alarm ""Bi"" continuously +red light flashing / restart automatically when load power recover; If it is closed after twice recover, it need restart manually."		
Over Temp Protection	" Alarm ""BiBiBi"" with 1s interval +red and green lights flashing alternately restart when temp recover"		
Short Circuit Protection	Yes		
DC Reverse Connection Protection	Fuse burnt		
Low Voltage Alarm Range	10.5v±0.5v	21v±0.5v	42v±0.5v
Low Voltage Protection Range	9.5v±0.5v	19v±0.5v	38v±0.5v
Low Voltage Recover Range	12v±0.5v	23v±0.5v	46v±0.5v
Over Voltage Protection Range	15.5v±0.5v	31v±0.5v	62v±0.5v
Over Voltage Recover Range	14v±0.5v	28v±0.5v	56v±0.5v
Working Temperature	-10°C~50°C		
Cooling Method	Fan cooling (Temperature control)		
Unit Size	350mm*180mm*76mm		
N.W/G.W	3.85kg/4.5kg		

# 3000W Modified sine wave power inverter



## Technical parameters

Model	M-3000W-12V	M-3000W-24V	M-3000W-48V
Rated Power	3000W		
Peak Power	6000W		
DC Input Voltage Range	DC12V(9.5V-15.5V)	DC24V(19V-31V)	DC48V(38V-62V)
AC Output Voltage (Single Choice)	100V/110V/120V/220V/230V/240V		
Unload Current	≤0.9A	≤0.5A	≤0.35A
Output Frequency	(50Hz±2Hz) or (60Hz±2Hz)		
Output Waveform	Modified sine wave		
Display	LED or LCD display		
USB Output Voltage / Current	5V@3.4A,9V@2A,12V@1.5A (Support QC3.0 fast charge up to 18W)		
Max. Output Efficiency	88%	90%	92%
Low Voltage Protection	"Alarm ""Bi"" with 2s interval +red and green lights flashing alternately restart automatically when voltage recover"		
Over Voltage Protection	" Alarm ""BiBi"" with 1s interval +red and green lights flashing alternately restart automatically when voltage recover"		
Over Load Protection	"Alarm ""Bi"" continuously +red light flashing / restart automatically when load power recover; If it is closed after twice recover, it need restart manually."		
Over Temp Protection	" Alarm ""BiBiBi"" with 1s interval +red and green lights flashing alternately restart when temp recover"		
Short Circuit Protection	Yes		
DC Reverse Connection Protection	Fuse burnt		
Low Voltage Alarm Range	10.5v±0.5v	21v±0.5v	42v±0.5v
Low Voltage Protection Range	9.5v±0.5v	19v±0.5v	38v±0.5v
Low Voltage Recover Range	12v±0.5v	23v±0.5v	46v±0.5v
Over Voltage Protection Range	15.5v±0.5v	31v±0.5v	62v±0.5v
Over Voltage Recover Range	14v±0.5v	28v±0.5v	56v±0.5v
Working Temperature	-10°C~50°C		
Cooling Method	Fan cooling (Temperature control)		
Unit Size	405mm*210mm*92mm		
N.W/G.W	5.35kg/6.35kg		


# 4000W Modified sine wave power inverter



## Technical parameters

Model	M-4000W-12V	M-4000W-24V	M-4000W-48V
Rated Power	4000W		
Peak Power	8000W		
DC Input Voltage Range	DC12V(9.5V-15.5V)	DC24V(19V-31V)	DC48V(38V-62V)
AC Output Voltage (Single Choice)	100V/110V/120V/220V/230V/240V		
Unload Current	≤0.9A	≤0.5A	≤0.35A
Output Frequency	(50Hz±2Hz) or (60Hz±2Hz)		
Output Waveform	Modified sine wave		
Display	LED or LCD display		
USB Output Voltage / Current	5V@3.4A,9V@2A,12V@1.5A (Support QC3.0 fast charge up to 18W)		
Max. Output Efficiency	88%	90%	92%
Low Voltage Protection	"Alarm ""Bi"" with 2s interval +red and green lights flashing alternately restart automatically when voltage recover"		
Over Voltage Protection	" Alarm ""BiBi"" with 1s interval +red and green lights flashing alternately restart automatically when voltage recover"		
Over Load Protection	"Alarm ""Bi"" continuously +red light flashing / restart automatically when load power recover; If it is closed after twice recover, it need restart manually."		
Over Temp Protection	" Alarm ""BiBiBi"" with 1s interval +red and green lights flashing alternately restart when temp recover"		
Short Circuit Protection	Yes		
DC Reverse Connection Protection	Fuse burnt		
Low Voltage Alarm Range	10.5v±0.5v	21v±0.5v	42v±0.5v
Low Voltage Protection Range	9.5v±0.5v	19v±0.5v	38v±0.5v
Low Voltage Recover Range	12v±0.5v	23v±0.5v	46v±0.5v
Over Voltage Protection Range	15.5v±0.5v	31v±0.5v	62v±0.5v
Over Voltage Recover Range	14v±0.5v	28v±0.5v	56v±0.5v
Working Temperature	-10°C~50°C		
Cooling Method	Fan cooling (Temperature control)		
Unit Size			
N.W/G.W			


# 5000W Modified sine wave power inverter



## Technical parameters

Model	M-5000W-12V	M-5000W-24V	M-5000W-48V
Rated Power	5000W		
Peak Power	10000W		
DC Input Voltage Range	DC12V(9.5V-15.5V)	DC24V(19V-31V)	DC48V(38V-62V)
AC Output Voltage (Single Choice)	100V/110V/120V/220V/230V/240V		
Unload Current	≤0.9A	≤0.5A	≤0.35A
Output Frequency	(50Hz±2Hz) or (60Hz±2Hz)		
Output Waveform	Modified sine wave		
Display	LED or LCD display		
USB Output Voltage / Current	5V@3.4A,9V@2A,12V@1.5A (Support QC3.0 fast charge up to 18W)		
Max. Output Efficiency	88%	90%	92%
Low Voltage Protection	"Alarm ""Bi"" with 2s interval +red and green lights flashing alternately restart automatically when voltage recover"		
Over Voltage Protection	" Alarm ""BiBi"" with 1s interval +red and green lights flashing alternately restart automatically when voltage recover"		
Over Load Protection	"Alarm ""Bi"" continuously +red light flashing / restart automatically when load power recover; If it is closed after twice recover, it need restart manually."		
Over Temp Protection	" Alarm ""BiBiBi"" with 1s interval +red and green lights flashing alternately restart when temp recover"		
Short Circuit Protection	Yes		
DC Reverse Connection Protection	Fuse burnt		
Low Voltage Alarm Range	10.5v±0.5v	21v±0.5v	42v±0.5v
Low Voltage Protection Range	9.5v±0.5v	19v±0.5v	38v±0.5v
Low Voltage Recover Range	12v±0.5v	23v±0.5v	46v±0.5v
Over Voltage Protection Range	15.5v±0.5v	31v±0.5v	62v±0.5v
Over Voltage Recover Range	14v±0.5v	28v±0.5v	56v±0.5v
Working Temperature	-10°C~50°C		
Cooling Method	Fan cooling (Temperature control)		
Unit Size			
N.W/G.W			

# 6000W Modified sine wave power inverter



## Technical parameters

Model	M-6000W-12V	M-6000W-24V	M-6000W-48V
Rated Power	6000W		
Peak Power	12000W		
DC Input Voltage Range	DC12V(9.5V-15.5V)	DC24V(19V-31V)	DC48V(38V-62V)
AC Output Voltage (Single Choice)	100V/110V/120V/220V/230V/240V		
Unload Current	≤0.9A	≤0.5A	≤0.35A
Output Frequency	(50Hz±2Hz) or (60Hz±2Hz)		
Output Waveform	Modified sine wave		
Display	LED or LCD display		
USB Output Voltage / Current	5V@3.4A,9V@2A,12V@1.5A (Support QC3.0 fast charge up to 18W)		
Max. Output Efficiency	88%	90%	92%
Low Voltage Protection	"Alarm ""Bi"" with 2s interval +red and green lights flashing alternately restart automatically when voltage recover"		
Over Voltage Protection	" Alarm ""BiBi"" with 1s interval +red and green lights flashing alternately restart automatically when voltage recover"		
Over Load Protection	"Alarm ""Bi"" continuously +red light flashing / restart automatically when load power recover; If it is closed after twice recover, it need restart manually."		
Over Temp Protection	" Alarm ""BiBiBi"" with 1s interval +red and green lights flashing alternately restart when temp recover"		
Short Circuit Protection	Yes		
DC Reverse Connection Protection	Fuse burnt		
Low Voltage Alarm Range	10.5v±0.5v	21v±0.5v	42v±0.5v
Low Voltage Protection Range	9.5v±0.5v	19v±0.5v	38v±0.5v
Low Voltage Recover Range	12v±0.5v	23v±0.5v	46v±0.5v
Over Voltage Protection Range	15.5v±0.5v	31v±0.5v	62v±0.5v
Over Voltage Recover Range	14v±0.5v	28v±0.5v	56v±0.5v
Working Temperature	-10°C~50°C		
Cooling Method	Fan cooling (Temperature control)		
Unit Size	490mm*210mm*151mm		
N.W/G.W	9.7kg		

# PURE SINE WAVE POWER INVERTER

Over voltage  
protection



Low voltage  
protection



Over load  
protection



Over temperature  
protection




# 150W Pure sine wave power inverter



## Technical parameters

Model	P-150W-12V	P-150W-24V	P-150W-48V
Rated Power	150W		
Peak Power	300W		
DC Input Voltage Range	DC12V(9.5V-15.5V)	DC24V(19V-31V)	DC48V(38V-62V)
AC Output Voltage (Single Choice)	100V/110V/120V/220V/230V/240V		
Unload Current	≤0.55A	≤0.3A	≤0.18A
Output Frequency	(50Hz±2Hz) or (60Hz±2Hz)		
Output Waveform	Pure sine wave		
Display	/		
USB Output Voltage / Current	5V@3.4A,9V@2A,12V@1.5A (Support QC3.0 fast charge up to 18W)		
Max. Output Efficiency	89%	91%	93%
Low Voltage Protection	"Alarm ""Bi"" with 2s interval +red and green lights flashing alternately restart automatically when voltage recover"		
Over Voltage Protection	" Alarm ""BiBi"" with 1s interval +red and green lights flashing alternately restart automatically when voltage recover"		
Over Load Protection	"Alarm ""Bi"" continuously +red light flashing / restart automatically when load power recover; If it is closed after twice recover, it need restart manually."		
Over Temp Protection	" Alarm ""BiBiBi"" with 1s interval +red and green lights flashing alternately restart when temp recover"		
Short Circuit Protection	Yes		
DC Reverse Connection Protection	Fuse burnt		
Low Voltage Alarm Range	10.5v±0.5v	21v±0.5v	42v±0.5v
Low Voltage Protection Range	9.5v±0.5v	19v±0.5v	38v±0.5v
Low Voltage Recover Range	12v±0.5v	23v±0.5v	46v±0.5v
Over Voltage Protection Range	15.5v±0.5v	31v±0.5v	62v±0.5v
Over Voltage Recover Range	14v±0.5v	28v±0.5v	56v±0.5v
Working Temperature	-10°C~50°C		
Cooling Method	Fan cooling (Temperature control)		
Unit Size (mm)			
N.W/G.W(kg)			


# 300W Pure sine wave power inverter



## Technical parameters

Model	P-300W-12V	P-300W-24V	P-300W-48V
Rated Power	300W		
Peak Power	600W		
DC Input Voltage Range	DC12V(9.5V-15.5V)	DC24V(19V-31V)	DC48V(38V-62V)
AC Output Voltage (Single Choice)	100V/110V/120V/220V/230V/240V		
Unload Current	≤0.55A	≤0.3A	≤0.18A
Output Frequency	(50Hz±2Hz) or (60Hz±2Hz)		
Output Waveform	Pure sine wave		
Display	/		
USB Output Voltage / Current	5V@3.4A,9V@2A,12V@1.5A (Support QC3.0 fast charge up to 18W)		
Max. Output Efficiency	89%	91%	93%
Low Voltage Protection	"Alarm ""Bi"" with 2s interval +red and green lights flashing alternately restart automatically when voltage recover"		
Over Voltage Protection	" Alarm ""BiBi"" with 1s interval +red and green lights flashing alternately restart automatically when voltage recover"		
Over Load Protection	"Alarm ""Bi"" continuously +red light flashing / restart automatically when load power recover; If it is closed after twice recover, it need restart manually."		
Over Temp Protection	" Alarm ""BiBiBi"" with 1s interval +red and green lights flashing alternately restart when temp recover"		
Short Circuit Protection	Yes		
DC Reverse Connection Protection	Fuse burnt		
Low Voltage Alarm Range	10.5v±0.5v	21v±0.5v	42v±0.5v
Low Voltage Protection Range	9.5v±0.5v	19v±0.5v	38v±0.5v
Low Voltage Recover Range	12v±0.5v	23v±0.5v	46v±0.5v
Over Voltage Protection Range	15.5v±0.5v	31v±0.5v	62v±0.5v
Over Voltage Recover Range	14v±0.5v	28v±0.5v	56v±0.5v
Working Temperature	-10°C~50°C		
Cooling Method	Fan cooling (Temperature control)		
Unit Size	199mm*106mm*60mm		
N.W/G.W	0.8kg/1.06kg		


# 500W Pure sine wave power inverter



## Technical parameters

Model	P-500W-12V	P-500W-24V	P-500W-48V
Rated Power	500W		
Peak Power	1000W		
DC Input Voltage Range	DC12V(9.5V-15.5V)	DC24V(19V-31V)	DC48V(38V-62V)
AC Output Voltage (Single Choice)	100V/110V/120V/220V/230V/240V		
Unload Current	≤0.6A	≤0.3A	≤0.2A
Output Frequency	(50Hz±2Hz) or (60Hz±2Hz)		
Output Waveform	Pure sine wave		
Display	/		
USB Output Voltage / Current	5V@3.4A,9V@2A,12V@1.5A (Support QC3.0 fast charge up to 18W)		
Max. Output Efficiency	88%	90%	92%
Low Voltage Protection	"Alarm ""Bi"" with 2s interval +red and green lights flashing alternately restart automatically when voltage recover"		
Over Voltage Protection	" Alarm ""BiBi"" with 1s interval +red and green lights flashing alternately restart automatically when voltage recover"		
Over Load Protection	"Alarm ""Bi"" continuously +red light flashing / restart automatically when load power recover; If it is closed after twice recover, it need restart manually."		
Over Temp Protection	" Alarm ""BiBiBi"" with 1s interval +red and green lights flashing alternately restart when temp recover"		
Short Circuit Protection	Yes		
DC Reverse Connection Protection	Fuse burnt		
Low Voltage Alarm Range	10.5v±0.5v	21v±0.5v	42v±0.5v
Low Voltage Protection Range	9.5v±0.5v	19v±0.5v	38v±0.5v
Low Voltage Recover Range	12v±0.5v	23v±0.5v	46v±0.5v
Over Voltage Protection Range	15.5v±0.5v	31v±0.5v	62v±0.5v
Over Voltage Recover Range	14v±0.5v	28v±0.5v	56v±0.5v
Working Temperature	-10°C~50°C		
Cooling Method	Fan cooling (Temperature control)		
Unit Size	245mm*106mm*60mm		
N.W/G.W	1.06kg/1.34kg		


# 600W Pure sine wave power inverter



## Technical parameters

Model	P-600W-12V	P-600W-24V	P-600W-48V
Rated Power	600W		
Peak Power	1200W		
DC Input Voltage Range	DC12V(9.5V-15.5V)	DC24V(19V-31V)	DC48V(38V-62V)
AC Output Voltage (Single Choice)	100V/110V/120V/220V/230V/240V		
Unload Current	≤0.6A	≤0.3A	≤0.2A
Output Frequency	(50Hz±2Hz) or (60Hz±2Hz)		
Output Waveform	Pure sine wave		
Display	/		
USB Output Voltage / Current	5V@3.4A,9V@2A,12V@1.5A (Support QC3.0 fast charge up to 18W)		
Max. Output Efficiency	88%	90%	92%
Low Voltage Protection	"Alarm ""Bi"" with 2s interval +red and green lights flashing alternately restart automatically when voltage recover"		
Over Voltage Protection	" Alarm ""BiBi"" with 1s interval +red and green lights flashing alternately restart automatically when voltage recover"		
Over Load Protection	"Alarm ""Bi"" continuously +red light flashing / restart automatically when load power recover; If it is closed after twice recover, it need restart manually."		
Over Temp Protection	" Alarm ""BiBiBi"" with 1s interval +red and green lights flashing alternately restart when temp recover"		
Short Circuit Protection	Yes		
DC Reverse Connection Protection	Fuse burnt		
Low Voltage Alarm Range	10.5v±0.5v	21v±0.5v	42v±0.5v
Low Voltage Protection Range	9.5v±0.5v	19v±0.5v	38v±0.5v
Low Voltage Recover Range	12v±0.5v	23v±0.5v	46v±0.5v
Over Voltage Protection Range	15.5v±0.5v	31v±0.5v	62v±0.5v
Over Voltage Recover Range	14v±0.5v	28v±0.5v	56v±0.5v
Working Temperature	-10°C~50°C		
Cooling Method	Fan cooling (Temperature control)		
Unit Size	245mm*106mm*60mm		
N.W/G.W	1.06kg/1.34kg		


# 1000W Pure sine wave power inverter



## Technical parameters

Model	P-1000W-12V	P-1000W-24V	P-1000W-48V
Rated Power	1000W		
Peak Power	2000W		
DC Input Voltage Range	DC12V(9.5V-15.5V)	DC24V(19V-31V)	DC48V(38V-62V)
AC Output Voltage (Single Choice)	100V/110V/120V/220V/230V/240V		
Unload Current	≤0.6A	≤0.3A	≤0.2A
Output Frequency	(50Hz±2Hz) or (60Hz±2Hz)		
Output Waveform	Pure sine wave		
Display	/		
USB Output Voltage / Current	5V@3.4A,9V@2A,12V@1.5A (Support QC3.0 fast charge up to 18W)		
Max. Output Efficiency	88%	90%	92%
Low Voltage Protection	"Alarm ""Bi"" with 2s interval +red and green lights flashing alternately restart automatically when voltage recover"		
Over Voltage Protection	" Alarm ""BiBi"" with 1s interval +red and green lights flashing alternately restart automatically when voltage recover"		
Over Load Protection	"Alarm ""Bi"" continuously +red light flashing / restart automatically when load power recover; If it is closed after twice recover, it need restart manually."		
Over Temp Protection	" Alarm ""BiBiBi"" with 1s interval +red and green lights flashing alternately restart when temp recover"		
Short Circuit Protection	Yes		
DC Reverse Connection Protection	Fuse burnt		
Low Voltage Alarm Range	10.5v±0.5v	21v±0.5v	42v±0.5v
Low Voltage Protection Range	9.5v±0.5v	19v±0.5v	38v±0.5v
Low Voltage Recover Range	12v±0.5v	23v±0.5v	46v±0.5v
Over Voltage Protection Range	15.5v±0.5v	31v±0.5v	62v±0.5v
Over Voltage Recover Range	14v±0.5v	28v±0.5v	56v±0.5v
Working Temperature	-10°C~50°C		
Cooling Method	Fan cooling (Temperature control)		
Unit Size	295mm*135mm*76mm		
N.W/G.W	1.9kg/2.35kg		


# 1200W Pure sine wave power inverter



## Technical parameters

Model	P-1200W-12V	P-1200W-24V	P-1200W-48V
Rated Power	1200W		
Peak Power	2400W		
DC Input Voltage Range	DC12V(9.5V-15.5V)	DC24V(19V-31V)	DC48V(38V-62V)
AC Output Voltage (Single Choice)	100V/110V/120V/220V/230V/240V		
Unload Current	≤0.6A	≤0.3A	≤0.2A
Output Frequency	(50Hz±2Hz) or (60Hz±2Hz)		
Output Waveform	Pure sine wave		
Display	LED or LCD display		
USB Output Voltage / Current	5V@3.4A,9V@2A,12V@1.5AA (Support QC3.0 fast charge up to 18W)		
Max. Output Efficiency	88%	90%	92%
Low Voltage Protection	"Alarm ""Bi"" with 2s interval +red and green lights flashing alternately restart automatically when voltage recover"		
Over Voltage Protection	" Alarm ""BiBi"" with 1s interval +red and green lights flashing alternately restart automatically when voltage recover"		
Over Load Protection	"Alarm ""Bi"" continuously +red light flashing / restart automatically when load power recover; If it is closed after twice recover, it need restart manually."		
Over Temp Protection	" Alarm ""BiBiBi"" with 1s interval +red and green lights flashing alternately restart when temp recover"		
Short Circuit Protection	Yes		
DC Reverse Connection Protection	Fuse burnt		
Low Voltage Alarm Range	10.5v±0.5v	21v±0.5v	42v±0.5v
Low Voltage Protection Range	9.5v±0.5v	19v±0.5v	38v±0.5v
Low Voltage Recover Range	12v±0.5v	23v±0.5v	46v±0.5v
Over Voltage Protection Range	15.5v±0.5v	31v±0.5v	62v±0.5v
Over Voltage Recover Range	14v±0.5v	28v±0.5v	56v±0.5v
Working Temperature	-10°C~50°C		
Cooling Method	Fan cooling (Temperature control)		
Unit Size	295mm*135mm*76mm		
N.W/G.W	1.9kg/2.35kg		


# 1500W Pure sine wave power inverter



## Technical parameters

Model	P-1500W-12V	P-1500W-24V	P-1500W-48V
Rated Power	1500W		
Peak Power	3000W		
DC Input Voltage Range	DC12V(9.5V-15.5V)	DC24V(19V-31V)	DC48V(38V-62V)
AC Output Voltage (Single Choice)	100V/110V/120V/220V/230V/240V		
Unload Current	≤0.8A	≤0.4A	≤0.2A
Output Frequency	(50Hz±2Hz) or (60Hz±2Hz)		
Output Waveform	Pure sine wave		
Display	LED or LCD display		
USB Output Voltage / Current	5V@3.4A,9V@2A,12V@1.5A (Support QC3.0 fast charge up to 18W)		
Max. Output Efficiency	90%	92%	95%
Low Voltage Protection	"Alarm ""Bi"" with 2s interval +red and green lights flashing alternately restart automatically when voltage recover"		
Over Voltage Protection	" Alarm ""BiBi"" with 1s interval +red and green lights flashing alternately restart automatically when voltage recover"		
Over Load Protection	"Alarm ""Bi"" continuously +red light flashing / restart automatically when load power recover; If it is closed after twice recover, it need restart manually."		
Over Temp Protection	" Alarm ""BiBiBi"" with 1s interval +red and green lights flashing alternately restart when temp recover"		
Short Circuit Protection	Yes		
DC Reverse Connection Protection	Fuse burnt		
Low Voltage Alarm Range	10.5v±0.5v	21v±0.5v	42v±0.5v
Low Voltage Protection Range	9.5v±0.5v	19v±0.5v	38v±0.5v
Low Voltage Recover Range	12v±0.5v	23v±0.5v	46v±0.5v
Over Voltage Protection Range	15.5v±0.5v	31v±0.5v	62v±0.5v
Over Voltage Recover Range	14v±0.5v	28v±0.5v	56v±0.5v
Working Temperature	-10°C~50°C		
Cooling Method	Fan cooling (Temperature control)		
Unit Size	335mm*180mm*76mm		
N.W/G.W	3.42kg/4kg		


# 2000W Pure sine wave power inverter



## Technical parameters

Model	P-2000W-12V	P-2000W-24V	P-2000W-48
Rated Power	2000W		
Peak Power	4000W		
DC Input Voltage Range	DC12V(9.5V-15.5V)	DC24V(19V-31V)	DC48V(38V-62V)
AC Output Voltage (Single Choice)	100V/110V/120V/220V/230V/240V		
Unload Current	≤0.9A	≤0.55A	≤0.3A
Output Frequency	(50Hz±2Hz) or (60Hz±2Hz)		
Output Waveform	Pure sine wave		
Display	LED or LCD display		
USB Output Voltage / Current	5V@3.4A,9V@2A,12V@1.5A (Support QC3.0 fast charge up to 18W)		
Max. Output Efficiency	90%	92%	95%
Low Voltage Protection	"Alarm ""Bi"" with 2s interval +red and green lights flashing alternately restart automatically when voltage recover"		
Over Voltage Protection	" Alarm ""BiBi"" with 1s interval +red and green lights flashing alternately restart automatically when voltage recover"		
Over Load Protection	"Alarm ""Bi"" continuously +red light flashing / restart automatically when load power recover; If it is closed after twice recover, it need restart manually."		
Over Temp Protection	" Alarm ""BiBiBi"" with 1s interval +red and green lights flashing alternately restart when temp recover"		
Short Circuit Protection	Yes		
DC Reverse Connection Protection	Fuse burnt		
Low Voltage Alarm Range	10.5v±0.5v	21v±0.5v	42v±0.5v
Low Voltage Protection Range	9.5v±0.5v	19v±0.5v	38v±0.5v
Low Voltage Recover Range	12v±0.5v	23v±0.5v	46v±0.5v
Over Voltage Protection Range	15.5v±0.5v	31v±0.5v	62v±0.5v
Over Voltage Recover Range	14v±0.5v	28v±0.5v	56v±0.5v
Working Temperature	-10°C~50°C		
Cooling Method	Fan cooling (Temperature control)		
Unit Size	365mm*210mm*92mm		
N.W/G.W	4.7kg/5.48kg		


# 3000W Pure sine wave power inverter



## Technical parameters

Model	P-3000W-12V	P-3000W-24V	P-3000W-48V
Rated Power	3000W		
Peak Power	6000W		
DC Input Voltage Range	DC1 2V(9.5V-15.5V)	DC24V(19V-31V)	DC48V(38V-62V)
AC Output Voltage (Single Choice)	100V/110V/120V/220V/230V/240V		
Unload Current	≤1A	≤0.7A	≤0.4A
Output Frequency	(50Hz±2Hz) or (60Hz±2Hz)		
Output Waveform	Pure sine wave		
Display	LED or LCD display		
USB Output Voltage / Current	5V@3.4A,9V@2A,12V@1.5A (Support QC3.0 fast charge up to 18W)		
Max. Output Efficiency	90%	92%	95%
Low Voltage Protection	"Alarm ""Bi"" with 2s interval +red and green lights flashing alternately restart automatically when voltage recover"		
Over Voltage Protection	" Alarm ""BiBi"" with 1s interval +red and green lights flashing alternately restart automatically when voltage recover"		
Over Load Protection	"Alarm ""Bi"" continuously +red light flashing / restart automatically when load power recover; If it is closed after twice recover, it need restart manually."		
Over Temp Protection	" Alarm ""BiBiBi"" with 1s interval +red and green lights flashing alternately restart when temp recover"		
Short Circuit Protection	Yes		
DC Reverse Connection Protection	Fuse burnt		
Low Voltage Alarm Range	10.5v±0.5v	21v±0.5v	42v±0.5v
Low Voltage Protection Range	9.5v±0.5v	19v±0.5v	38v±0.5v
Low Voltage Recover Range	12v±0.5v	23v±0.5v	46v±0.5v
Over Voltage Protection Range	15.5v±0.5v	31v±0.5v	62v±0.5v
Over Voltage Recover Range	14v±0.5v	28v±0.5v	56v±0.5v
Working Temperature	-10°C~50°C		
Cooling Method	Fan cooling (Temperature control)		
Unit Size	445mm*210mm*92mm		
N.W/G.W	6.3kg/7.3kg		


# 4000W Pure sine wave power inverter



## Technical parameters

Model	P-4000W-12V	P-4000W-24V	P-4000W-48V
Rated Power	4000W		
Peak Power	8000W		
DC Input Voltage Range	DC12V(9.5V-15.5V)	DC24V(19V-31V)	DC48V(38V-62V)
AC Output Voltage (Single Choice)	100V/110V/120V/220V/230V/240V		
Unload Current	≤1A	≤0.7A	≤0.4A
Output Frequency	(50Hz±2Hz) or (60Hz±2Hz)		
Output Waveform	Pure sine wave		
Display	LED or LCD display		
USB Output Voltage / Current	5V@3.4A,9V@2A,12V@1.5A (Support QC3.0 fast charge up to 18W)		
Max. Output Efficiency	90%	92%	95%
Low Voltage Protection	"Alarm ""Bi"" with 2s interval +red and green lights flashing alternately restart automatically when voltage recover"		
Over Voltage Protection	" Alarm ""BiBi"" with 1s interval +red and green lights flashing alternately restart automatically when voltage recover"		
Over Load Protection	"Alarm ""Bi"" continuously +red light flashing / restart automatically when load power recover; If it is closed after twice recover, it need restart manually."		
Over Temp Protection	" Alarm ""BiBiBi"" with 1s interval +red and green lights flashing alternately restart when temp recover"		
Short Circuit Protection	Yes		
DC Reverse Connection Protection	Fuse burnt		
Low Voltage Alarm Range	10.5v±0.5v	21v±0.5v	42v±0.5v
Low Voltage Protection Range	9.5v±0.5v	19v±0.5v	38v±0.5v
Low Voltage Recover Range	12v±0.5v	23v±0.5v	46v±0.5v
Over Voltage Protection Range	15.5v±0.5v	31v±0.5v	62v±0.5v
Over Voltage Recover Range	14v±0.5v	28v±0.5v	56v±0.5v
Working Temperature	-10°C~50°C		
Cooling Method	Fan cooling (Temperature control)		
Unit Size			
N.W/G.W			


# 5000W Pure sine wave power inverter



## Technical parameters

Model	P-5000W-12V	P-5000W-24V	P-5000W-48V
Rated Power	5000W		
Peak Power	10000W		
DC Input Voltage Range	DC12V(9.5V-15.5V)	DC24V(19V-31V)	DC48V(38V-62V)
AC Output Voltage (Single Choice)	100V/110V/120V/220V/230V/240V		
Unload Current	≤1.2A	≤0.8A	≤0.5A
Output Frequency	(50Hz±2Hz) or (60Hz±2Hz)		
Output Waveform	Pure sine wave		
Display	LED or LCD display		
USB Output Voltage / Current	5V@3.4A,9V@2A,12V@1.5A (Support QC3.0 fast charge up to 18W)		
Max. Output Efficiency	90%	92%	95%
Low Voltage Protection	"Alarm ""Bi"" with 2s interval +red and green lights flashing alternately restart automatically when voltage recover"		
Over Voltage Protection	" Alarm ""BiBi"" with 1s interval +red and green lights flashing alternately restart automatically when voltage recover"		
Over Load Protection	"Alarm ""Bi"" continuously +red light flashing / restart automatically when load power recover; If it is closed after twice recover, it need restart manually."		
Over Temp Protection	" Alarm ""BiBiBi"" with 1s interval +red and green lights flashing alternately restart when temp recover"		
Short Circuit Protection	Yes		
DC Reverse Connection Protection	Fuse burnt		
Low Voltage Alarm Range	10.5v±0.5v	21v±0.5v	42v±0.5v
Low Voltage Protection Range	9.5v±0.5v	19v±0.5v	38v±0.5v
Low Voltage Recover Range	12v±0.5v	23v±0.5v	46v±0.5v
Over Voltage Protection Range	15.5v±0.5v	31v±0.5v	62v±0.5v
Over Voltage Recover Range	14v±0.5v	28v±0.5v	56v±0.5v
Working Temperature	-10°C~50°C		
Cooling Method	Fan cooling (Temperature control)		
Unit Size			
N.W/G.W			

# 6000W Pure sine wave power inverter



## Technical parameters

Model	P-6000W-12V	P-6000W-24V	P-6000W-48V
Rated Power	6000W		
Peak Power	12000W		
DC Input Voltage Range	DC12V(9.5V-15.5V)	DC24V(19V-31V)	DC48V(38V-62V)
AC Output Voltage (Single Choice)	100V/110V/120V/220V/230V/240V		
Unload Current	≤1.2A	≤0.8A	≤0.5A
Output Frequency	(50Hz±2Hz) or (60Hz±2Hz)		
Output Waveform	Pure sine wave		
Display	LED or LCD display		
USB Output Voltage / Current	5V@3.4A,9V@2A,12V@1.5A (Support QC3.0 fast charge up to 18W)		
Max. Output Efficiency	90%	92%	95%
Low Voltage Protection	"Alarm ""Bi"" with 2s interval +red and green lights flashing alternately restart automatically when voltage recover"		
Over Voltage Protection	" Alarm ""BiBi"" with 1s interval +red and green lights flashing alternately restart automatically when voltage recover"		
Over Load Protection	"Alarm ""Bi"" continuously +red light flashing / restart automatically when load power recover; If it is closed after twice recover, it need restart manually."		
Over Temp Protection	" Alarm ""BiBiBi"" with 1s interval +red and green lights flashing alternately restart when temp recover"		
Short Circuit Protection	Yes		
DC Reverse Connection Protection	Fuse burnt		
Low Voltage Alarm Range	10.5v±0.5v	21v±0.5v	42v±0.5v
Low Voltage Protection Range	9.5v±0.5v	19v±0.5v	38v±0.5v
Low Voltage Recover Range	12v±0.5v	23v±0.5v	46v±0.5v
Over Voltage Protection Range	15.5v±0.5v	31v±0.5v	62v±0.5v
Over Voltage Recover Range	14v±0.5v	28v±0.5v	56v±0.5v
Working Temperature	-10°C~50°C		
Cooling Method	Fan cooling (Temperature control)		
Unit Size			
N.W/G.W			

# UNINTERRUPTIBLE POWER SOURCE

Over voltage  
protection



Low voltage  
protection



Over load  
protection



Over temperature  
protection



# 300W Uninterruptible power source



## Technical parameters

Model	JYMU-300-1	JYMU-300-1	JYMU-300-2	JYMU-300-2
Peak Power	600W			
Input Voltage	DC12V	DC24V	DC12V	DC24V
Output Voltage	100VAC or 110VAC or 120VAC±5%		220VAC or 230VAC or 240VAC±5%	
Unload Current Less Than	0.7A	0.4A	0.7A	0.4A
Output Frequency	50Hz±0.5Hz or 60Hz±0.5Hz			
Output Waveform	Modified Sine Wave			
USB Port	5V@3.4A,9V@2A,12V@1.5A (Support QC3.0 fast charge up to 18W)			
Max.Efficiency	90%			
Input Current	10A			
Input Voltage Range	10-15.5V	20-31V	10-15.5V	20-31V
Low Voltage Alarm	10.5±0.5V	21±0.5V	10.5±0.5V	21±0.5V
Low Voltage Protection	10±0.5V	20±0.5V	10±0.5V	20±0.5V
Over Voltage Protection	15.5±0.5V	31±0.5V	15.5±0.5V	31±0.5V
Low Voltage Recover	12.3±0.5V	24±0.5V	12.3±0.5V	24±0.5V
Over Voltage Recover	14.8V±0.5V	29.5V±0.5V	14.8V±0.5V	29.5V±0.5V
Low Voltage Protection	"Alarm ""Bi"" with 2s interval +red and green lights flashing alternately restart automatically when voltage recover"			
Over Voltage Protection	" Alarm ""BiBi"" with 1s interval +red and green lights flashing alternately restart automatically when voltage recover"			
Over Load Protection	"Alarm ""Bi"" continously +red light flashing / restart automatically when load power recover; If it is closed after twice recover, it need restart manually."			
Over Temperature Protection	" Alarm ""BiBiBi"" with 1s interval +red and green lights flashing alternately restart when temp recover"			
Short Circuit Protection	Yes			
Output Current	15A	10A	15A	10A
Bulk Charge	15A	10A	15A	10A
Absorption	14.6VDC	28.8VDC	14.6VDC	28.8VDC
Float Charging Voltage	13.8VDC	27.6VDC	13.8VDC	27.6VDC
Ac Input Voltage Range	190~260VAC	90-135VAC	190~260VAC	90-135VAC
Cooling Method	Intelligent air cooling			
Unit Size	270*135*78mm			
N.W/G.W				

# 500W Uninterruptible power source



## Technical parameters

Model	JYMU-500-1	JYMU-500-1	JYMU-500-2	JYMU-500-2
Peak Power	1000W			
Input Voltage	DC12V	DC24V	DC12V	DC24V
Output Voltage	100VAC or 110VAC or 120VAC±5%		220VAC or 230VAC or 240VAC±5%	
Unload Current Less Than	0.7A	0.4A	0.7A	0.4A
Output Frequency	50Hz±0.5Hz or 60Hz±0.5Hz			
Output Waveform	Modified Sine Wave			
USB Port	5V@3.4A,9V@2A,12V@1.5A (Support QC3.0 fast charge up to 18W)			
Max.Efficiency	90%			
Input Current	10A			
Input Voltage Range	10-15.5V	20-31V	10-15.5V	20-31V
Low Voltage Alarm	10.5±0.5V	21±0.5V	10.5±0.5V	21±0.5V
Low Voltage Protection	10±0.5V	20±0.5V	10±0.5V	20±0.5V
Over Voltage Protection	15.5±0.5V	31±0.5V	15.5±0.5V	31±0.5V
Low Voltage Recover	12.3±0.5V	24±0.5V	12.3±0.5V	24±0.5V
Over Voltage Recover	14.8V±0.5V	29.5V±0.5V	14.8V±0.5V	29.5V±0.5V
Low Voltage Protection	"Alarm ""Bi"" with 2s interval +red and green lights flashing alternately restart automatically when voltage recover"			
Over Voltage Protection	" Alarm ""BiBi"" with 1s interval +red and green lights flashing alternately restart automatically when voltage recover"			
Over Load Protection	"Alarm ""Bi"" continously +red light flashing / restart automatically when load power recover; If it is closed after twice recover, it need restart manually."			
Over Temperature Protection	" Alarm ""BiBiBi"" with 1s interval +red and green lights flashing alternately restart when temp recover"			
Short Circuit Protection	Yes			
Output Current	15A	10A	15A	10A
Bulk Charge	15A	10A	15A	10A
Absorption	14.6VDC	28.8VDC	14.6VDC	28.8VDC
Float Charging Voltage	13.8VDC	27.6VDC	13.8VDC	27.6VDC
Ac Input Voltage Range	190~260VAC	90-135VAC	190~260VAC	90-135VAC
Cooling Method	Intelligent air cooling			
Unit Size	250*135*76mm			
N.W/G.W				


# 600W Uninterruptible power source



## Technical parameters

Model	JYMU-600-1	JYMU-600-1	JYMU-600-2	JYMU-600-2
Peak Power	1200W			
Input Voltage	DC12V	DC24V	DC12V	DC24V
Output Voltage	100VAC or 110VAC or 120VAC±5%		220VAC or 230VAC or 240VAC±5%	
Unload Current Less Than	0.7A	0.4A	0.7A	0.4A
Output Frequency	50Hz±0.5Hz or 60Hz±0.5Hz			
Output Waveform	Modified Sine Wave			
USB Port	5V@3.4A,9V@2A,12V@1.5A (Support QC3.0 fast charge up to 18W)			
Max.Efficiency	90%			
Input Current	10A			
Input Voltage Range	10-15.5V	20-31V	10-15.5V	20-31V
Low Voltage Alarm	10.5±0.5V	21±0.5V	10.5±0.5V	21±0.5V
Low Voltage Protection	10±0.5V	20±0.5V	10±0.5V	20±0.5V
Over Voltage Protection	15.5±0.5V	31±0.5V	15.5±0.5V	31±0.5V
Low Voltage Recover	12.3±0.5V	24±0.5V	12.3±0.5V	24±0.5V
Over Voltage Recover	14.8V±0.5V	29.5V±0.5V	14.8V±0.5V	29.5V±0.5V
Low Voltage Protection	"Alarm ""Bi"" with 2s interval +red and green lights flashing alternately restart automatically when voltage recover"			
Over Voltage Protection	" Alarm ""BiBi"" with 1s interval +red and green lights flashing alternately restart automatically when voltage recover"			
Over Load Protection	"Alarm ""Bi"" continously +red light flashing / restart automatically when load power recover; If it is closed after twice recover, it need restart manually."			
Over Temperature Protection	" Alarm ""BiBiBi"" with 1s interval +red and green lights flashing alternately restart when temp recover"			
Short Circuit Protection	Yes			
Output Current	15A	10A	15A	10A
Bulk Charge	15A	10A	15A	10A
Absorption	14.6VDC	28.8VDC	14.6VDC	28.8VDC
Float Charging Voltage	13.8VDC	27.6VDC	13.8VDC	27.6VDC
Ac Input Voltage Range	190~260VAC	90-135VAC	190~260VAC	90-135VAC
Cooling Method	Intelligent air cooling			
Unit Size	250*135*76mm			
N.W/G.W				

# 1000W Uninterruptible power source



## Technical parameters

Model	JYMU-1000-1	JYMU-1000-1	JYMU-1000-2	JYMU-1000-2
Peak Power	2000W			
Input Voltage	DC12V	DC24V	DC12V	DC24V
Output Voltage	100VAC or 110VAC or 120VAC±5%		220VAC or 230VAC or 240VAC±5%	
Unload Current Less Than	0.8A	0.5A	0.8A	0.5A
Output Frequency	50Hz±0.5Hz or 60Hz±0.5Hz			
Output Waveform	Modified Sine Wave			
USB Port	5V@3.4A,9V@2A,12V@1.5A (Support QC3.0 fast charge up to 18W)			
Max.Efficiency	90%			
Input Current	20A			
Input Voltage Range	10-15.5V	20-31V	10-15.5V	20-31V
Low Voltage Alarm	10.5±0.5V	21±0.5V	10.5±0.5V	21±0.5V
Low Voltage Protection	10±0.5V	20±0.5V	10±0.5V	20±0.5V
Over Voltage Protection	15.5±0.5V	31±0.5V	15.5±0.5V	31±0.5V
Low Voltage Recover	12.3±0.5V	24±0.5V	12.3±0.5V	24±0.5V
Over Voltage Recover	14.8V±0.5V	29.5V±0.5V	14.8V±0.5V	29.5V±0.5V
Low Voltage Protection	"Alarm ""Bi"" with 2s interval +red and green lights flashing alternately restart automatically when voltage recover"			
Over Voltage Protection	" Alarm ""BiBi"" with 1s interval +red and green lights flashing alternately restart automatically when voltage recover"			
Over Load Protection	"Alarm ""Bi"" continously +red light flashing / restart automatically when load power recover; If it is closed after twice recover, it need restart manually."			
Over Temperature Protection	" Alarm ""BiBiBi"" with 1s interval +red and green lights flashing alternately restart when temp recover"			
Short Circuit Protection	Yes			
Output Current	20A	10A	20A	10A
Bulk Charge	20A	10A	20A	10A
Absorption	14.6VDC	28.8VDC	14.6VDC	28.8VDC
Float Charging Voltage	13.8VDC	27.6VDC	13.8VDC	27.6VDC
Ac Input Voltage Range	190~260VAC	90-135VAC	190~260VAC	90-135VAC
Cooling Method	Intelligent air cooling			
Unit Size	305*180*76mm			
N.W/G.W				

# 1500W Uninterruptible power source



## Technical parameters

Model	JYMU-1500-1	JYMU-1500-1	JYMU-1500-2	JYMU-1500-2
Peak Power	3000W			
Input Voltage	DC12V	DC24V	DC12V	DC24V
Output Voltage	100VAC or 110VAC or 120VAC±5%		220VAC or 230VAC or 240VAC±5%	
Unload Current Less Than	0.8A	0.5A	0.8A	0.5A
Output Frequency	50Hz±0.5Hz or 60Hz±0.5Hz			
Output Waveform	Modified Sine Wave			
USB Port	5V@3.4A,9V@2A,12V@1.5A (Support QC3.0 fast charge up to 18W)			
Max.Efficiency	90%			
Input Current	15A			
Input Voltage Range	10-15.5V	20-31V	10-15.5V	20-31V
Low Voltage Alarm	10.5±0.5V	21±0.5V	10.5±0.5V	21±0.5V
Low Voltage Protection	10±0.5V	20±0.5V	10±0.5V	20±0.5V
Over Voltage Protection	15.5±0.5V	31±0.5V	15.5±0.5V	31±0.5V
Low Voltage Recover	12.3±0.5V	24±0.5V	12.3±0.5V	24±0.5V
Over Voltage Recover	14.8V±0.5V	29.5V±0.5V	14.8V±0.5V	29.5V±0.5V
Low Voltage Protection	"Alarm ""Bi"" with 2s interval +red and green lights flashing alternately restart automatically when voltage recover"			
Over Voltage Protection	" Alarm ""BiBi"" with 1s interval +red and green lights flashing alternately restart automatically when voltage recover"			
Over Load Protection	"Alarm ""Bi"" continously +red light flashing / restart automatically when load power recover; If it is closed after twice recover, it need restart manually."			
Over Temperature Protection	" Alarm ""BiBiBi"" with 1s interval +red and green lights flashing alternately restart when temp recover"			
Short Circuit Protection	Yes			
Output Current	15A	10A	15A	10A
Bulk Charge	15A	10A	15A	10A
Absorption	14.6VDC	28.8VDC	14.6VDC	28.8VDC
Float Charging Voltage	13.8VDC	27.6VDC	13.8VDC	27.6VDC
Ac Input Voltage Range	190~260VAC	90-135VAC	190~260VAC	90-135VAC
Cooling Method	Intelligent air cooling			
Unit Size	309*180*128mm			
N.W/G.W				


# 2000W Uninterruptible power source



## Technical parameters

Model	JYMU-2000-1	JYMU-2000-1	JYMU-2000-2	JYMU-2000-2
Peak Power	4000W			
Input Voltage	DC12V	DC24V	DC12V	DC24V
Output Voltage	100VAC or 110VAC or 120VAC±5%		220VAC or 230VAC or 240VAC±5%	
Unload Current Less Than	0.8A	0.5A	0.8A	0.5A
Output Frequency	50Hz±0.5Hz or 60Hz±0.5Hz			
Output Waveform	Modified Sine Wave			
USB Port	5V@3.4A,9V@2A,12V@1.5A (Support QC3.0 fast charge up to 18W)			
Max.Efficiency	90%			
Input Current	15A			
Input Voltage Range	10-15.5V	20-31V	10-15.5V	20-31V
Low Voltage Alarm	10.5±0.5V	21±0.5V	10.5±0.5V	21±0.5V
Low Voltage Protection	10±0.5V	20±0.5V	10±0.5V	20±0.5V
Over Voltage Protection	15.5±0.5V	31±0.5V	15.5±0.5V	31±0.5V
Low Voltage Recover	12.3±0.5V	24±0.5V	12.3±0.5V	24±0.5V
Over Voltage Recover	14.8V±0.5V	29.5V±0.5V	14.8V±0.5V	29.5V±0.5V
Low Voltage Protection	"Alarm ""Bi"" with 2s interval +red and green lights flashing alternately restart automatically when voltage recover"			
Over Voltage Protection	" Alarm ""BiBi"" with 1s interval +red and green lights flashing alternately restart automatically when voltage recover"			
Over Load Protection	"Alarm ""Bi"" continously +red light flashing / restart automatically when load power recover; If it is closed after twice recover, it need restart manually."			
Over Temperature Protection	" Alarm ""BiBiBi"" with 1s interval +red and green lights flashing alternately restart when temp recover"			
Short Circuit Protection	Yes			
Output Current	15A	10A	15A	10A
Bulk Charge	15A	10A	15A	10A
Absorption	14.6VDC	28.8VDC	14.6VDC	28.8VDC
Float Charging Voltage	13.8VDC	27.6VDC	13.8VDC	27.6VDC
Ac Input Voltage Range	190~260VAC	90-135VAC	190~260VAC	90-135VAC
Cooling Method	Intelligent air cooling			
Unit Size	349*180*128mm			
N.W/G.W				

# 2500W Uninterruptible power source



## Technical parameters

Model	JYMU-2500-1	JYMU-2500-1	JYMU-2500-2	JYMU-2500-2
Peak Power	5000W			
Input Voltage	DC12V	DC24V	DC12V	DC24V
Output Voltage	100VAC or 110VAC or 120VAC±5%		220VAC or 230VAC or 240VAC±5%	
Unload Current Less Than	0.8A	0.5A	0.8A	0.5A
Output Frequency	50Hz±0.5Hz or 60Hz±0.5Hz			
Output Waveform	Modified Sine Wave			
USB Port	5V@3.4A,9V@2A,12V@1.5A (Support QC3.0 fast charge up to 18W)			
Max.Efficiency	90%			
Input Current	15A			
Input Voltage Range	10-15.5V	20-31V	10-15.5V	20-31V
Low Voltage Alarm	10.5±0.5V	21±0.5V	10.5±0.5V	21±0.5V
Low Voltage Protection	10±0.5V	20±0.5V	10±0.5V	20±0.5V
Over Voltage Protection	15.5±0.5V	31±0.5V	15.5±0.5V	31±0.5V
Low Voltage Recover	12.3±0.5V	24±0.5V	12.3±0.5V	24±0.5V
Over Voltage Recover	14.8V±0.5V	29.5V±0.5V	14.8V±0.5V	29.5V±0.5V
Low Voltage Protection	"Alarm ""Bi"" with 2s interval +red and green lights flashing alternately restart automatically when voltage recover"			
Over Voltage Protection	" Alarm ""BiBi"" with 1s interval +red and green lights flashing alternately restart automatically when voltage recover"			
Over Load Protection	"Alarm ""Bi"" continously +red light flashing / restart automatically when load power recover; If it is closed after twice recover, it need restart manually."			
Over Temperature Protection	" Alarm ""BiBiBi"" with 1s interval +red and green lights flashing alternately restart when temp recover"			
Short Circuit Protection	Yes			
Output Current	15A	10A	15A	10A
Bulk Charge	15A	10A	15A	10A
Absorption	14.6VDC	28.8VDC	14.6VDC	28.8VDC
Float Charging Voltage	13.8VDC	27.6VDC	13.8VDC	27.6VDC
Ac Input Voltage Range	190~260VAC	90-135VAC	190~260VAC	90-135VAC
Cooling Method	Intelligent air cooling			
Unit Size	305*180*76mm			
N.W/G.W				

# 3000W Uninterruptible power source



## Technical parameters

Model	JYMU-3000-1	JYMU-3000-1	JYMU-3000-2	JYMU-3000-2
Peak Power	6000W			
Input Voltage	DC12V	DC24V	DC12V	DC24V
Output Voltage	100VAC or 110VAC or 120VAC±5%		220VAC or 230VAC or 240VAC±5%	
Unload Current Less Than	0.8A	0.5A	0.8A	0.5A
Output Frequency	50Hz±0.5Hz or 60Hz±0.5Hz			
Output Waveform	Modified Sine Wave			
USB Port	5V@3.4A,9V@2A,12V@1.5A (Support QC3.0 fast charge up to 18W)			
Max.Efficiency	90%			
Input Current	15A			
Input Voltage Range	10-15.5V	20-31V	10-15.5V	20-31V
Low Voltage Alarm	10.5±0.5V	21±0.5V	10.5±0.5V	21±0.5V
Low Voltage Protection	10±0.5V	20±0.5V	10±0.5V	20±0.5V
Over Voltage Protection	15.5±0.5V	31±0.5V	15.5±0.5V	31±0.5V
Low Voltage Recover	12.3±0.5V	24±0.5V	12.3±0.5V	24±0.5V
Over Voltage Recover	14.8V±0.5V	29.5V±0.5V	14.8V±0.5V	29.5V±0.5V
Low Voltage Protection	"Alarm ""Bi"" with 2s interval +red and green lights flashing alternately restart automatically when voltage recover"			
Over Voltage Protection	" Alarm ""BiBi"" with 1s interval +red and green lights flashing alternately restart automatically when voltage recover"			
Over Load Protection	"Alarm ""Bi"" continously +red light flashing / restart automatically when load power recover; If it is closed after twice recover, it need restart manually."			
Over Temperature Protection	" Alarm ""BiBiBi"" with 1s interval +red and green lights flashing alternately restart when temp recover"			
Short Circuit Protection	Yes			
Output Current	15A	10A	15A	10A
Bulk Charge	15A	10A	15A	10A
Absorption	14.6VDC	28.8VDC	14.6VDC	28.8VDC
Float Charging Voltage	13.8VDC	27.6VDC	13.8VDC	27.6VDC
Ac Input Voltage Range	190~260VAC	90-135VAC	190~260VAC	90-135VAC
Cooling Method	Intelligent air cooling			
Unit Size	460*210*92mm			
N.W/G.W				

# 300W Uninterruptible power source



## Technical parameters

Model	JYPU-300-1	JYPU-300-1	JYPU-300-2	JYPU-300-2
Peak Power	600W			
Input Voltage	DC12V	DC24V	DC12V	DC24V
Output Voltage	100VAC or 110VAC or 120VAC±5%		220VAC or 230VAC or 240VAC±5%	
Unload Current Less Than	0.6A	0.4A	0.6A	0.4A
Output Frequency	50Hz±0.5Hz or 60Hz±0.5Hz			
Output Waveform	Pure Sine Wave			
USB Port	5V@3.4A,9V@2A,12V@1.5A (Support QC3.0 fast charge up to 18W)			
Max.Efficiency	90%			
Input Current	10A			
Input Voltage Range	10-15.5V	20-31V	10-15.5V	20-31V
Low Voltage Alarm	10.5±0.5V	21±0.5V	10.5±0.5V	21±0.5V
Low Voltage Protection	10±0.5V	20±0.5V	10±0.5V	20±0.5V
Over Voltage Protection	15.5±0.5V	31±0.5V	15.5±0.5V	31±0.5V
Low Voltage Recover	12.3±0.5V	24±0.5V	12.3±0.5V	24±0.5V
Over Voltage Recover	14.8V±0.5V	29.5V±0.5V	14.8V±0.5V	29.5V±0.5V
Low Voltage Protection	"Alarm ""Bi"" with 2s interval +red and green lights flashing alternately restart automatically when voltage recover"			
Over Voltage Protection	" Alarm ""BiBi"" with 1s interval +red and green lights flashing alternately restart automatically when voltage recover"			
Over Load Protection	"Alarm ""Bi"" continously +red light flashing / restart automatically when load power recover; If it is closed after twice recover, it need restart manually."			
Over Temperature Protection	" Alarm ""BiBiBi"" with 1s interval +red and green lights flashing alternately restart when temp recover"			
Short Circuit Protection	Yes			
Output Current	15A	10A	15A	10A
Bulk Charge	15A	10A	15A	10A
Absorption	14.6VDC	28.8VDC	14.6VDC	28.8VDC
Float Charging Voltage	13.8VDC	27.6VDC	13.8VDC	27.6VDC
Ac Input Voltage Range	190~260VAC	90-135VAC	190~260VAC	90-135VAC
Cooling Method	Intelligent air cooling			
Unit Size	280*135*78mm			
N.W/G.W				

# 500W Uninterruptible power source



## Technical parameters

Model	JYPU-500-1	JYPU-500-1	JYPU-500-2	JYPU-500-2
Peak Power	1000W			
Input Voltage	DC12V	DC24V	DC12V	DC24V
Output Voltage	100VAC or 110VAC or 120VAC±5%		220VAC or 230VAC or 240VAC±5%	
Unload Current Less Than	0.6A	0.4A	0.6A	0.4A
Output Frequency	50Hz±0.5Hz or 60Hz±0.5Hz			
Output Waveform	Pure Sine Wave			
USB Port	5V@3.4A,9V@2A,12V@1.5A (Support QC3.0 fast charge up to 18W)			
Max.Efficiency	90%			
Input Current	10A			
Input Voltage Range	10-15.5V	20-31V	10-15.5V	20-31V
Low Voltage Alarm	10.5±0.5V	21±0.5V	10.5±0.5V	21±0.5V
Low Voltage Protection	10±0.5V	20±0.5V	10±0.5V	20±0.5V
Over Voltage Protection	15.5±0.5V	31±0.5V	15.5±0.5V	31±0.5V
Low Voltage Recover	12.3±0.5V	24±0.5V	12.3±0.5V	24±0.5V
Over Voltage Recover	14.8V±0.5V	29.5V±0.5V	14.8V±0.5V	29.5V±0.5V
Low Voltage Protection	"Alarm ""Bi"" with 2s interval +red and green lights flashing alternately restart automatically when voltage recover"			
Over Voltage Protection	" Alarm ""BiBi"" with 1s interval +red and green lights flashing alternately restart automatically when voltage recover"			
Over Load Protection	"Alarm ""Bi"" continuously +red light flashing / restart automatically when load power recover; If it is closed after twice recover, it need restart manually."			
Over Temperature Protection	" Alarm ""BiBiBi"" with 1s interval +red and green lights flashing alternately restart when temp recover"			
Short Circuit Protection	Yes			
Output Current	15A	10A	15A	10A
Bulk Charge	15A	10A	15A	10A
Absorption	14.6VDC	28.8VDC	14.6VDC	28.8VDC
Float Charging Voltage	13.8VDC	27.6VDC	13.8VDC	27.6VDC
Ac Input Voltage Range	190~260VAC	90-135VAC	190~260VAC	90-135VAC
Cooling Method	Intelligent air cooling			
Unit Size	270*135*76mm			
N.W/G.W				

# 600W Uninterruptible power source



## Technical parameters

Model	JYPU-600-1	JYPU-600-1	JYPU-600-2	JYPU-600-2
Peak Power	1200W			
Input Voltage	DC12V	DC24V	DC12V	DC24V
Output Voltage	100VAC or 110VAC or 120VAC±5%		220VAC or 230VAC or 240VAC±5%	
Unload Current Less Than	0.6A	0.4A	0.6A	0.4A
Output Frequency	50Hz±0.5Hz or 60Hz±0.5Hz			
Output Waveform	Pure Sine Wave			
USB Port	5V@3.4A,9V@2A,12V@1.5A (Support QC3.0 fast charge up to 18W)			
Max.Efficiency	90%			
Input Current	10A			
Input Voltage Range	10-15.5V	20-31V	10-15.5V	20-31V
Low Voltage Alarm	10.5±0.5V	21±0.5V	10.5±0.5V	21±0.5V
Low Voltage Protection	10±0.5V	20±0.5V	10±0.5V	20±0.5V
Over Voltage Protection	15.5±0.5V	31±0.5V	15.5±0.5V	31±0.5V
Low Voltage Recover	12.3±0.5V	24±0.5V	12.3±0.5V	24±0.5V
Over Voltage Recover	14.8V±0.5V	29.5V±0.5V	14.8V±0.5V	29.5V±0.5V
Low Voltage Protection	"Alarm ""Bi"" with 2s interval +red and green lights flashing alternately restart automatically when voltage recover"			
Over Voltage Protection	" Alarm ""BiBi"" with 1s interval +red and green lights flashing alternately restart automatically when voltage recover"			
Over Load Protection	"Alarm ""Bi"" continously +red light flashing / restart automatically when load power recover; If it is closed after twice recover, it need restart manually."			
Over Temperature Protection	" Alarm ""BiBiBi"" with 1s interval +red and green lights flashing alternately restart when temp recover"			
Short Circuit Protection	Yes			
Output Current	15A	10A	15A	10A
Bulk Charge	15A	10A	15A	10A
Absorption	14.6VDC	28.8VDC	14.6VDC	28.8VDC
Float Charging Voltage	13.8VDC	27.6VDC	13.8VDC	27.6VDC
Ac Input Voltage Range	190~260VAC	90-135VAC	190~260VAC	90-135VAC
Cooling Method	Intelligent air cooling			
Unit Size	270*135*76mm			
N.W/G.W				

# 1000W Uninterruptible power source



## Technical parameters

Model	JYPU-1000-1	JYPU-1000-1	JYPU-1000-2	JYPU-1000-2
Peak Power	2000W			
Input Voltage	DC12V	DC24V	DC12V	DC24V
Output Voltage	100VAC or 110VAC or 120VAC±5%		220VAC or 230VAC or 240VAC±5%	
Unload Current Less Than	0.8A	0.5A	0.8A	0.5A
Output Frequency	50Hz±0.5Hz or 60Hz±0.5Hz			
Output Waveform	Pure Sine Wave			
USB Port	5V@3.4A,9V@2A,12V@1.5A (Support QC3.0 fast charge up to 18W)			
Max.Efficiency	90%			
Input Current	10A			
Input Voltage Range	10-15.5V	20-31V	10-15.5V	20-31V
Low Voltage Alarm	10.5±0.5V	21±0.5V	10.5±0.5V	21±0.5V
Low Voltage Protection	10±0.5V	20±0.5V	10±0.5V	20±0.5V
Over Voltage Protection	15.5±0.5V	31±0.5V	15.5±0.5V	31±0.5V
Low Voltage Recover	12.3±0.5V	24±0.5V	12.3±0.5V	24±0.5V
Over Voltage Recover	14.8V±0.5V	29.5V±0.5V	14.8V±0.5V	29.5V±0.5V
Low Voltage Protection	"Alarm ""Bi"" with 2s interval +red and green lights flashing alternately restart automatically when voltage recover"			
Over Voltage Protection	" Alarm ""BiBi"" with 1s interval +red and green lights flashing alternately restart automatically when voltage recover"			
Over Load Protection	"Alarm ""Bi"" continuously +red light flashing / restart automatically when load power recover; If it is closed after twice recover, it need restart manually."			
Over Temperature Protection	" Alarm ""BiBiBi"" with 1s interval +red and green lights flashing alternately restart when temp recover"			
Short Circuit Protection	Yes			
Output Current	15A	10A	15A	10A
Bulk Charge	15A	10A	15A	10A
Absorption	14.6VDC	28.8VDC	14.6VDC	28.8VDC
Float Charging Voltage	13.8VDC	27.6VDC	13.8VDC	27.6VDC
Ac Input Voltage Range	190~260VAC	90-135VAC	190~260VAC	90-135VAC
Cooling Method	Intelligent air cooling			
Unit Size	395*180*76mm			
N.W/G.W				

# 1500W Uninterruptible power source



## Technical parameters

Model	JYPU-1500-1	JYPU-1500-1	JYPU-1500-2	JYPU-1500-2
Peak Power	3000W			
Input Voltage	DC12V	DC24V	DC12V	DC24V
Output Voltage	100VAC or 110VAC or 120VAC±5%		220VAC or 230VAC or 240VAC±5%	
Unload Current Less Than	1.1A	0.7A	1.1A	0.7A
Output Frequency	50Hz±0.5Hz or 60Hz±0.5Hz			
Output Waveform	Pure Sine Wave			
USB Port	5V@3.4A,9V@2A,12V@1.5A (Support QC3.0 fast charge up to 18W)			
Max.Efficiency	90%			
Input Current	15A			
Input Voltage Range	10-15.5V	20-31V	10-15.5V	20-31V
Low Voltage Alarm	10.5±0.5V	21±0.5V	10.5±0.5V	21±0.5V
Low Voltage Protection	10±0.5V	20±0.5V	10±0.5V	20±0.5V
Over Voltage Protection	15.5±0.5V	31±0.5V	15.5±0.5V	31±0.5V
Low Voltage Recover	12.3±0.5V	24±0.5V	12.3±0.5V	24±0.5V
Over Voltage Recover	14.8V±0.5V	29.5V±0.5V	14.8V±0.5V	29.5V±0.5V
Low Voltage Protection	"Alarm ""Bi"" with 2s interval +red and green lights flashing alternately restart automatically when voltage recover"			
Over Voltage Protection	" Alarm ""BiBi"" with 1s interval +red and green lights flashing alternately restart automatically when voltage recover"			
Over Load Protection	"Alarm ""Bi"" continously +red light flashing / restart automatically when load power recover; If it is closed after twice recover, it need restart manually."			
Over Temperature Protection	" Alarm ""BiBiBi"" with 1s interval +red and green lights flashing alternately restart when temp recover"			
Short Circuit Protection	Yes			
Output Current	15A	10A	15A	10A
Bulk Charge	15A	10A	15A	10A
Absorption	14.6VDC	28.8VDC	14.6VDC	28.8VDC
Float Charging Voltage	13.8VDC	27.6VDC	13.8VDC	27.6VDC
Ac Input Voltage Range	190~260VAC	90-135VAC	190~260VAC	90-135VAC
Cooling Method	Intelligent air cooling			
Unit Size	340*180*152mm			
N.W/G.W				

# 2000W Uninterruptible power source



## Technical parameters

Model	JYPU-2000-1	JYPU-2000-1	JYPU-2000-2	JYPU-2000-2
Peak Power	4000W			
Input Voltage	DC12V	DC24V	DC12V	DC24V
Output Voltage	100VAC or 110VAC or 120VAC±5%		220VAC or 230VAC or 240VAC±5%	
Unload Current Less Than	1.1A	0.7A	1.1A	0.7A
Output Frequency	50Hz±0.5Hz or 60Hz±0.5Hz			
Output Waveform	Pure Sine Wave			
USB Port	5V@3.4A,9V@2A,12V@1.5A (Support QC3.0 fast charge up to 18W)			
Max.Efficiency	90%			
Input Current	15A			
Input Voltage Range	10-15.5V	20-31V	10-15.5V	20-31V
Low Voltage Alarm	10.5±0.5V	21±0.5V	10.5±0.5V	21±0.5V
Low Voltage Protection	10±0.5V	20±0.5V	10±0.5V	20±0.5V
Over Voltage Protection	15.5±0.5V	31±0.5V	15.5±0.5V	31±0.5V
Low Voltage Recover	12.3±0.5V	24±0.5V	12.3±0.5V	24±0.5V
Over Voltage Recover	14.8V±0.5V	29.5V±0.5V	14.8V±0.5V	29.5V±0.5V
Low Voltage Protection	"Alarm ""Bi"" with 2s interval +red and green lights flashing alternately restart automatically when voltage recover"			
Over Voltage Protection	" Alarm ""BiBi"" with 1s interval +red and green lights flashing alternately restart automatically when voltage recover"			
Over Load Protection	"Alarm ""Bi"" continously +red light flashing / restart automatically when load power recover; If it is closed after twice recover, it need restart manually."			
Over Temperature Protection	" Alarm ""BiBiBi"" with 1s interval +red and green lights flashing alternately restart when temp recover"			
Short Circuit Protection	LED Red light on			
Output Current	15A	10A	15A	10A
Bulk Charge	15A	10A	15A	10A
Absorption	14.6VDC	28.8VDC	14.6VDC	28.8VDC
Float Charging Voltage	13.8VDC	27.6VDC	13.8VDC	27.6VDC
Ac Input Voltage Range	190~260VAC	90-135VAC	190~260VAC	90-135VAC
Cooling Method	Intelligent air cooling			
Unit Size	462*210*92mm			
N.W/G.W				

# 2500W Uninterruptible power source



## Technical parameters

Model	JYPU-2500-1	JYPU-2500-1	JYPU-2500-2	JYPU-2500-2
Peak Power	5000W			
Input Voltage	DC12V	DC24V	DC12V	DC24V
Output Voltage	100VAC or 110VAC or 120VAC±5%		220VAC or 230VAC or 240VAC±5%	
Unload Current Less Than	1.3A	0.8A	1.3A	0.8A
Output Frequency	50Hz±0.5Hz or 60Hz±0.5Hz			
Output Waveform	Pure Sine Wave			
USB Port	5V@3.4A,9V@2A,12V@1.5A (Support QC3.0 fast charge up to 18W)			
Max.Efficiency	90%			
Input Current	15A			
Input Voltage Range	10-15.5V	20-31V	10-15.5V	20-31V
Low Voltage Alarm	10.5±0.5V	21±0.5V	10.5±0.5V	21±0.5V
Low Voltage Protection	10±0.5V	20±0.5V	10±0.5V	20±0.5V
Over Voltage Protection	15.5±0.5V	31±0.5V	15.5±0.5V	31±0.5V
Low Voltage Recover	12.3±0.5V	24±0.5V	12.3±0.5V	24±0.5V
Over Voltage Recover	14.8V±0.5V	29.5V±0.5V	14.8V±0.5V	29.5V±0.5V
Low Voltage Protection	"Alarm ""Bi"" with 2s interval +red and green lights flashing alternately restart automatically when voltage recover"			
Over Voltage Protection	" Alarm ""BiBi"" with 1s interval +red and green lights flashing alternately restart automatically when voltage recover"			
Over Load Protection	"Alarm ""Bi"" continously +red light flashing / restart automatically when load power recover; If it is closed after twice recover, it need restart manually."			
Over Temperature Protection	" Alarm ""BiBiBi"" with 1s interval +red and green lights flashing alternately restart when temp recover"			
Short Circuit Protection	Yes			
Output Current	15A	10A	15A	10A
Bulk Charge	15A	10A	15A	10A
Absorption	14.6VDC	28.8VDC	14.6VDC	28.8VDC
Float Charging Voltage	13.8VDC	27.6VDC	13.8VDC	27.6VDC
Ac Input Voltage Range	190~260VAC	90-135VAC	190~260VAC	90-135VAC
Cooling Method	Intelligent air cooling			
Unit Size	554*210*95mm			
N.W/G.W				

# 3000W Uninterruptible power source



## Technical parameters

Model	JYPU-3000-1	JYPU-3000-1	JYPU-3000-2	JYPU-3000-2
Peak Power	6000W			
Input Voltage	DC12V	DC24V	DC12V	DC24V
Output Voltage	100VAC or 110VAC or 120VAC±5%		220VAC or 230VAC or 240VAC±5%	
Unload Current Less Than	1.3A	0.8A	1.3A	0.8A
Output Frequency	50Hz±0.5Hz or 60Hz±0.5Hz			
Output Waveform	Pure Sine Wave			
USB Port	5V@3.4A,9V@2A,12V@1.5A (Support QC3.0 fast charge up to 18W)			
Max.Efficiency	90%			
Input Current	15A			
Input Voltage Range	10-15.5V	20-31V	10-15.5V	20-31V
Low Voltage Alarm	10.5±0.5V	21±0.5V	10.5±0.5V	21±0.5V
Low Voltage Protection	10±0.5V	20±0.5V	10±0.5V	20±0.5V
Over Voltage Protection	15.5±0.5V	31±0.5V	15.5±0.5V	31±0.5V
Low Voltage Recover	12.3±0.5V	24±0.5V	12.3±0.5V	24±0.5V
Over Voltage Recover	14.8V±0.5V	29.5V±0.5V	14.8V±0.5V	29.5V±0.5V
Low Voltage Protection	"Alarm ""Bi"" with 2s interval +red and green lights flashing alternately restart automatically when voltage recover"			
Over Voltage Protection	" Alarm ""BiBi"" with 1s interval +red and green lights flashing alternately restart automatically when voltage recover"			
Over Load Protection	"Alarm ""Bi"" continuously +red light flashing / restart automatically when load power recover; If it is closed after twice recover, it need restart manually."			
Over Temperature Protection	" Alarm ""BiBiBi"" with 1s interval +red and green lights flashing alternately restart when temp recover"			
Short Circuit Protection	Yes			
Output Current	15A	10A	15A	10A
Bulk Charge	15A	10A	15A	10A
Absorption	14.6VDC	28.8VDC	14.6VDC	28.8VDC
Float Charging Voltage	13.8VDC	27.6VDC	13.8VDC	27.6VDC
Ac Input Voltage Range	190~260VAC	90-135VAC	190~260VAC	90-135VAC
Cooling Method	Intelligent air cooling			
Unit Size	550*210*92mm			
N.W/G.W				

# BATTERY CHARGER

Over voltage  
protection



Low voltage  
protection



Over load  
protection



Over temperature  
protection



# 10A Battery Charger



## Technical parameters

Battery Charger Model	AC: 110V-12V10A	AC: 110V-24V10A	AC: 110V-48V10A
Input Voltage	110Vac±15%	110Vac±15%	110Vac±15%
Input Frequency	50Hz/60Hz	50Hz/60Hz	50Hz/60Hz
Output Voltage	12V	24V	48V
Max.Output Voltage	14.5V±0.5V	29V±0.5V	58V±0.5V
Floating Voltage	13.7V±0.5V	27.5V±0.5V	55V±0.5V
Constant Charging(100% Mode)	10A±2A	10A±2A	10A±2A(≥100AH)
Floating Charging(100% Mode)	2A±1A	2A±1A	3A±0.5A
Constant Charging(50% Mode)	/	/	5A±2A(≤50AH)
Floating Charging(50% Mode)	/	/	1.5A±0.5A
Conversion Efficiency	≥83%	≥83%	≥83%
Charging Indication	Red light on when charging	Red light on when charging	Red light on when charging
Fully Charged Indication	Green light on	Green light on	Green light on
Reverse Connection Protection	YES	YES	YES
Fan Operation Mode	Fan start to work above 40°C	Fan start to work above 40°C	Fan start to work above 40°C

Battery Charger Model	AC: 220V-12V10A	AC: 220V-24V10A	AC: 220V-48V10A
Input Voltage	220Vac±15%	220Vac±15%	220Vac±15%
Input Frequency	50Hz/60Hz	50Hz/60Hz	50Hz/60Hz
Output Voltage	12V	24V	48V
Max.Output Voltage	14.5V±0.5V	29V±0.5V	58V±0.5V
Floating Voltage	13.7V±0.5V	27.5V±0.5V	55V±0.5V
Constant Charging(100% Mode)	10A±2A	10A±2A	10A±2A(≥100AH)
Floating Charging(100% Mode)	2A±1A	2A±1A	5A±2A(≤50AH)
Constant Charging(50% Mode)	/	/	3A±0.5A
Floating Charging(50% Mode)	/	/	1.5A±0.5A
Conversion Efficiency	≥83%	≥83%	≥83%
Charging Indication	Red light on when charging	Red light on when charging	Red light on when charging
Fully Charged Indication	Green light on	Green light on	Green light on
Reverse Connection Protection	YES	YES	YES
Fan Operation Mode	Fan start to work above 40°C	Fan start to work above 40°C	Fan start to work above 40°C

# 15A Battery Charger



## Technical parameters

Battery Charger Model	AC: 110V-12V15A	AC: 110V-24V15A	AC: 110V-48V15A
Input Voltage	110Vac±15%	110Vac±15%	110Vac±15%
Input Frequency	50Hz/60Hz	50Hz/60Hz	50Hz/60Hz
Output Voltage	12V	24V	48V
Max.Output Voltage	14.5V±0.5V	29V±0.5V	58V±0.5V
Floating Voltage	13.7V±0.5V	27.5V±0.5V	55V±0.5V
Constant Charging(100% Mode)	15A±2A	15A±2A(≥100AH)	15A±2A(≥100AH)
Floating Charging(100% Mode)	3A±1A	5A±1A	4A±0.5A
Constant Charging(50% Mode)	/	7A±2A(≤50AH)	7.5A±2A(≤50AH)
Floating Charging(50% Mode)	/	2A±1A	2A±0.5A
Conversion Efficiency	≥83%	≥83%	≥83%
Charging Indication	Red light on when charging	Red light on when charging	Red light on when charging
Fully Charged Indication	Green light on	Green light on	Green light on
Reverse Connection Protection	YES	YES	YES
Fan Operation Mode	Fan start to work above 40°C	Fan start to work above 40°C	Fan start to work above 40°C

Battery Charger Model	AC: 220V-12V15A	AC: 220V-24V15A	AC: 220V-48V15A
Input Voltage	220Vac±15%	220Vac±15%	220Vac±15%
Input Frequency	50Hz/60Hz	50Hz/60Hz	50Hz/60Hz
Output Voltage	12V	24V	48V
Max.Output Voltage	14.5V±0.5V	29V±0.5V	58V±0.5V
Floating Voltage	13.7V±0.5V	27.5V±0.5V	55V±0.5V
Constant Charging(100% Mode)	15A±2A	15A±2A(≥100AH)	15A±2A(≥100AH)
Floating Charging(100% Mode)	3A±1A	8A±2A(≤50AH)	7.5A±2A(≤50AH)
Constant Charging(50% Mode)	/	5A±1A	4A±0.5A
Floating Charging(50% Mode)	/	2.5A±1A	2A±0.5A
Conversion Efficiency	≥83%	≥83%	≥83%
Charging Indication	Red light on when charging	Red light on when charging	Red light on when charging
Fully Charged Indication	Green light on	Green light on	Green light on
Reverse Connection Protection	YES	YES	YES
Fan Operation Mode	Fan start to work above 40°C	Fan start to work above 40°C	Fan start to work above 40°C

# 20A Battery Charger



## Technical parameters

Battery Charger Model	AC: 110V-12V20A	AC: 110V-24V20A
Input Voltage	110Vac±15%	110Vac±15%
Input Frequency	50Hz/60Hz	50Hz/60Hz
Output Voltage	12V	24V
Max.Output Voltage	14.5V±0.5V	29V±0.5V
Floating Voltage	13.7V±0.5V	27.5V±0.5V
Constant Charging(100% Mode)	20A±2A	20A±2A(≥100AH)
Floating Charging(100% Mode)	5A±1A	6A±1A
Constant Charging(50% Mode)	/	10A±2A(≤50AH)
Floating Charging(50% Mode)	/	3A±1A
Conversion Efficiency	≥83%	≥83%
Charging Indication	Red light on when charging	Red light on when charging
Fully Charged Indication	Green light on	Green light on
Reverse Connection Protection	YES	YES
Fan Operation Mode	Fan start to work above 40°C	Fan start to work above 40°C

Battery Charger Model	AC: 220V-12V20A	AC: 220V-24V20A
Input Voltage	220Vac±15%	220Vac±15%
Input Frequency	50Hz/60Hz	50Hz/60Hz
Output Voltage	12V	24V
Max.Output Voltage	14.5V±0.5V	29V±0.5V
Floating Voltage	13.7V±0.5V	27.5V±0.5V
Constant Charging(100% Mode)	20A±2A	20A±2A(≥100AH)
Floating Charging(100% Mode)	5A±1A	10A±2A(≤50AH)
Constant Charging(50% Mode)	/	6A±1A
Floating Charging(50% Mode)	/	3A±1A
Conversion Efficiency	≥83%	≥83%
Charging Indication	Red light on when charging	Red light on when charging
Fully Charged Indication	Green light on	Green light on
Reverse Connection Protection	YES	YES
Fan Operation Mode	Fan start to work above 40°C	Fan start to work above 40°C

# 30A Battery Charger



## Technical parameters

Battery Charger Model	AC: 110V-12V30A	AC: 110V-24V30A
Input Voltage	110Vac±15%	110Vac±15%
Input Frequency	50Hz/60Hz	50Hz/60Hz
Output Voltage	12V	24V
Max.Output Voltage	14.5V±0.5V	29V±0.5V
Floating Voltage	13.7V±0.5V	27.5V±0.5V
Constant Charging(100% Mode)	30A±2A(≥150AH)	30A±2A(≥100AH)
Floating Charging(100% Mode)	7A±2A	8A±1A
Constant Charging(50% Mode)	15A±2A(≤100AH)	15A±2A(≤50AH)
Floating Charging(50% Mode)	3A±2A	4A±1A
Conversion Efficiency	≥83%	≥83%
Charging Indication	Red light on when charging	Red light on when charging
Fully Charged Indication	Green light on	Green light on
Reverse Connection Protection	YES	YES
Fan Operation Mode	Fan start to work above 40°C	Fan start to work above 40°C

Battery Charger Model	AC:220V-12V30A	AC: 220V-24V30A
Input Voltage	220Vac±15%	220Vac±15%
Input Frequency	50Hz/60Hz	50Hz/60Hz
Output Voltage	12V	24V
Max.Output Voltage	14.5V±0.5V	29V±0.5V
Floating Voltage	13.7V±0.5V	27.5V±0.5V
Constant Charging(100% Mode)	30A±2A(≥150AH)	30A±2A(≥100AH)
Floating Charging(100% Mode)	15A±2A(≤100AH)	15A±2A(≤50AH)
Constant Charging(50% Mode)	7A±2A	8A±1A
Floating Charging(50% Mode)	4A±2A	4A±1A
Conversion Efficiency	≥83%	≥83%
Charging Indication	Red light on when charging	Red light on when charging
Fully Charged Indication	Green light on	Green light on
Reverse Connection Protection	YES	YES
Fan Operation Mode	Fan start to work above 40°C	Fan start to work above 40°C

# 40A Battery Charger



## Technical parameters

Battery Charger Model	AC: 110V-12V40A	AC: 220V-12V40A
Input Voltage	220Vac±15%	220Vac±15%
Input Frequency	50Hz/60Hz	50Hz/60Hz
Output Voltage	12V	12V
Max.Output Voltage	14.5V±0.5V	14.5V±0.5V
Floating Voltage	13.7V±0.5V	13.7V±0.5V
Constant Charging(100% Mode)	40A±2A	40A±2A≥100AH
Floating Charging(100% Mode)	12A±1A	12A±1A
Constant Charging(50% Mode)	/	20A±2A(≤50AH)
Floating Charging(50% Mode)	/	6A±1A
Conversion Efficiency	≥83%	≥83%
Charging Indication	Red light on when charging	Red light on when charging
Fully Charged Indication	Green light on	Green light on
Reverse Connection Protection	YES	YES
Fan Operation Mode	Fan start to work above 40°C	Fan start to work above 40°C

# 50A Battery Charger



## Technical parameters

Battery Charger Model	AC: 110V-12V50A	AC: 220V-12V50A
Input Voltage	220Vac±15%	220Vac±15%
Input Frequency	50Hz/60Hz	50Hz/60Hz
Output Voltage	12V	12V
Max.Output Voltage	14.5V±0.5V	14.5V±0.5V
Floating Voltage	13.7V±0.5V	13.7V±0.5V
Constant Charging(100% Mode)	30A±2A(≥150AH)	50A±2A(≥150AH)
Floating Charging(100% Mode)	25A±2A	25A±2A(≤100AH)
Constant Charging(50% Mode)	15A±2A(≤100AH)	15A±2A
Floating Charging(50% Mode)	7.5A±2A	7.5A±2A
Conversion Efficiency	≥83%	≥83%
Charging Indication	Red light on when charging	Red light on when charging
Fully Charged Indication	Green light on	Green light on
Reverse Connection Protection	YES	YES
Fan Operation Mode	Fan start to work above 40°C	Fan start to work above 40°C

# PORTABLE POWER STATION

Over voltage  
protection



Low voltage  
protection



Over load  
protection



Over temperature  
protection



# 300W-A Portable power station



## Technical parameters

Model	CND-S300W
Type	The lithium battery
Battery Capacity	20Ah 14.8V 296Wh
Full Charge	Around 6.5 hours
USB Output	USB - A2/A3 5V 2.4A
DC Output	DC19V 3.4A
AC Output	220V 60Hz,300W
Weight	3.4kg
Dimension	215*158*162mm
Service Life	More than 1000 cycles
Operating Temperature	0 - 45°C
Charging Temperature	0 - 45°C
Guarantee	12 months

# 300W-B Portable power station



## Technical parameters

Model	CND-S300W
Type	The lithium battery
Battery Capacity	20Ah 14.8V 296Wh
Full Charge	Around 6.5 hours
USB Output	USB - A2/A3 5V 2.4A
DC Output	DC19V 3.4A
AC Output	120V 60Hz,300W
Weight	3.4kg
Dimension	215*158*162mm
Service Life	More than 1000 cycles
Operating Temperature	0 - 45°C
Charging Temperature	0 - 45°C
Guarantee	12 months

# 500W-A Portable power station



## Technical parameters

Model	CND-S500W
Type	The lithium battery
Battery Capacity	34.8Ah 14.8V 51 5Wh
Full Charge	Around 6.5 hours
USB Output	USB - A2/A3 5V 2.4A
DC Output	DC12V 5A
AC Output	220V 60Hz,500W
Weight	5.2kg
Dimension	260*173*170mm
Service Life	More than 1000 cycles
Operating Temperature	0 - 45°C
Charging Temperature	0 - 45°C
Guarantee	12 months

# 500W-B Portable power station



## Technical parameters

Model	CND-S500W
Type	The lithium battery
Battery Capacity	34.8Ah 14.8V 515Wh
Full Charge	Around 6.5 hours
USB Output	USB - A2/A3 5V 2.4A
DC Output	DC12V 5A
AC Output	120V 60Hz 500W
Weight	5.2kg
Dimension	260*173*170mm
Service Life	More than 1000 cycles
Operating Temperature	0 - 45°C
Charging Temperature	0 - 45°C
Guarantee	12 months

# 1000W Portable power station



## Technical parameters

Model	CND-S1000W
Type	The lithium battery
Battery Capacity	54Ah 21.6V 11 66.4Wh
Full Charge	Around 6.5 hours
USB Output	USB - A2/A3 5V 2.4A
DC Output	DC24V 5A
AC Output	220V 60Hz, 1000W
Weight	11kg
Dimension	340*236*206mm
Service Life	More than 1000 cycles
Operating Temperature	0 - 45°C
Charging Temperature	0 - 45°C
Guarantee	12 months

# 1500W Portable power station



## Technical parameters

<b>Model</b>	<b>EPE-S1500W</b>
Capacity	1856Wh LiFePO4 8S5P 14.5Ah/cell
DC Input	200W
<b>Support Solar Charge</b>	
Type C1	Input/Output PD100W
AC Output	1500W (230V 50Hz)
Output Wave	Pure sine wave
DC Output	12V/10A
USB-C Output	PD 27W
USB-A1/A2	5V 2.4A*2
USB-A3 &4	QC3.0
Weight	18Kg
Dimension	340*231*276mm

# 2400W Portable power station



## Technical parameters

<b>Model</b>	<b>EPE-S2400W</b>
Capacity	2400Wh LiFeP04
DC Input	360W
<b>Support Solar Charge</b>	
AC Output	2500W ( 230V 50Hz)
Output Wave	Pure sine wave
DC Output	12V/10A
USB-C 1	Output PD100W
USB-C 2	Output PD 27W
USB-A1/A2	5V2.4A*2
USB-A3 &4	QC3.0
Weight	21Kg
Dimension	500*290*270mm

# PRINTED CIRCUIT BOARD

Over voltage  
protection



Low voltage  
protection




Over load  
protection



Over temperature  
protection




# P-300W Printed circuit board



## Technical parameters

Model	P-300W-12V	P-300W-24V	P-300W-48V
Output Power	300W		
Peak Power	600W		
DC Input Voltage Range	DC12V(9.5V-15.5V)	DC24V(19V-31V)	DC48V(38V-62V)
AC Output Voltage (Single Choice)	100V/110V/120V/220V/230V/240V		
Unload Current	≤0.55A	≤0.3A	≤0.18A
Output Frequency	50Hz±2Hz or 60Hz±2Hz		
Output Waveform	Pure sine wave		
Display	/		
USB Output Voltage / Current	5V 2A (Support QC3.0 fast charge up to 18W)		
Max. Output Efficiency	89%	91%	93%
Low Voltage Protection	Alarm "Bi" with 2s interval +red and green lights flashing alternately / restart automatically when voltage recover		
Over Voltage Protection	Alarm "BiBi" with 1s interval +red and green lights flashing alternately / restart automatically when voltage recover		
Over Load Protection	Alarm "Bi" continuously +red light flashing / restart automatically when load power recover; If it is closed after twice recover, it need restart manually.		
Over Temp Protection	Alarm "BiBiBi" with 1s interval +red and green lights flashing alternately / restart when temp recover		
Short Circuit Protection	yes		
DC Reverse Connection Protection	Fuse burnt		
Low Voltage Alarm Range	10.5v±0.5v	21v±0.5v	42v±0.5v
Low Voltage Protection Range	9.5v±0.5v	19v±0.5v	38v±0.5v
Low Voltage Recover Range	12v±0.5v	23v±0.5v	46v±0.5v
Over Voltage Protection Range	15.5v±0.5v	31v±0.5v	62v±0.5v
Over Voltage Recover Range	14v±0.5v	28v±0.5v	56v±0.5v
Working Temperature	-10°C ~50°C		
Cooling Method	Fan cooling (Temperature control)		
Note: The tech updates constantly. These datas are used for reference only. Please refer to our real product.			


# P-600W Printed circuit board



## Technical parameters

Model	P-600W-12V	P-600W-24V	P-600W-48V
Output Power	600W		
Peak Power	1200W		
DC Input Voltage Range	DC12V(9.5V-15.5V)	DC24V(19V-31V)	DC48V(38V-62V)
AC Output Voltage (Single Choice)	100V/110V/120V/220V/230V/240V		
Unload Current	≤0.6A	≤0.3A	≤0.2A
Output Frequency	50Hz±2Hz or 60Hz±2Hz		
Output Waveform	Pure sine wave		
Display	/		
USB Output Voltage / Current	5V 2A (Support QC3.0 fast charge up to 18W)		
Max. Output Efficiency	≤0.6A	≤0.3A	≤0.2A
Low Voltage Protection	Alarm "Bi" with 2s interval +red and green lights flashing alternately / restart automatically when voltage recover		
Over Voltage Protection	Alarm "BiBi" with 1s interval +red and green lights flashing alternately / restart automatically when voltage recover		
Over Load Protection	Alarm "Bi" continuously +red light flashing / restart automatically when load power recover; If it is closed after twice recover, it need restart manually.		
Over Temp Protection	Alarm "BiBiBi" with 1s interval +red and green lights flashing alternately / restart when temp recover		
Short Circuit Protection	yes		
DC Reverse Connection Protection	Fuse burnt		
Low Voltage Alarm Range	10.5v±0.5v	21v±0.5v	42v±0.5v
Low Voltage Protection Range	9.5v±0.5v	19v±0.5v	38v±0.5v
Low Voltage Recover Range	12v±0.5v	23v±0.5v	46v±0.5v
Over Voltage Protection Range	15.5v±0.5v	31v±0.5v	62v±0.5v
Over Voltage Recover Range	14v±0.5v	28v±0.5v	56v±0.5v
Working Temperature	-10°C ~50°C		
Cooling Method	Fan cooling (Temperature control)		


# P-1000W Printed circuit board



## Technical parameters

Model	P-1000W-12V	P-1000W-24V	P-1000W-48V
Output Power	1000W		
Peak Power	2000W		
DC Input Voltage Range	DC12V(9.5V-15.5V)	DC24V(19V-31V)	DC48V(38V-62V)
AC Output Voltage (Single Choice)	100V/110V/120V/220V/230V/240V		
Unload Current	≤0.6A	≤0.3A	≤0.2A
Output Frequency	50Hz±2Hz or 60Hz±2Hz		
Output Waveform	Pure sine wave		
Display	/		
USB Output Voltage / Current	5V 2A (Support QC3.0 fast charge up to 18W)		
Max. Output Efficiency	88%	90%	92%
Low Voltage Protection	Alarm "Bi" with 2s interval +red and green lights flashing alternately / restart automatically when voltage recover		
Over Voltage Protection	Alarm "BiBi" with 1s interval +red and green lights flashing alternately / restart automatically when voltage recover		
Over Load Protection	Alarm "Bi" continuously +red light flashing / restart automatically when load power recover; If it is closed after twice recover, it need restart manually.		
Over Temp Protection	Alarm "BiBiBi" with 1s interval +red and green lights flashing alternately / restart when temp recover		
Short Circuit Protection	yes		
DC Reverse Connection Protection	Fuse burnt		
Low Voltage Alarm Range	10.5v±0.5v	21v±0.5v	42v±0.5v
Low Voltage Protection Range	9.5v±0.5v	19v±0.5v	38v±0.5v
Low Voltage Recover Range	12v±0.5v	23v±0.5v	46v±0.5v
Over Voltage Protection Range	15.5v±0.5v	31v±0.5v	62v±0.5v
Over Voltage Recover Range	14v±0.5v	28v±0.5v	56v±0.5v
Working Temperature	-10°C ~50°C		
Cooling Method	Fan cooling (Temperature control)		
Note: The tech updates constantly. These datas are used for reference only. Please refer to our real product.			


# P-1500W Printed circuit board



## Technical parameters

Model	P-1500W-12V	P-1500W-24V	P-1500W-48V
Output Power	1500W		
Peak Power	3000W		
DC Input Voltage Range	DC12V(9.5V-15.5V)	DC24V(19V-31V)	DC48V(38V-62V)
AC Output Voltage (Single Choice)	100V/110V/120V/220V/230V/240V		
Unload Current	≤0.8A	≤0.4A	≤0.2A
Output Frequency	50Hz±2Hz or 60Hz±2Hz		
Output Waveform	Pure sine wave		
Display	LED or LCD display		
USB Output Voltage / Current	5V 2A (Support QC3.0 fast charge up to 18W)		
Max. Output Efficiency	90%	92%	95%
Low Voltage Protection	Alarm "Bi" with 2s interval +red and green lights flashing alternately / restart automatically when voltage recover		
Over Voltage Protection	Alarm "BiBi" with 1s interval +red and green lights flashing alternately / restart automatically when voltage recover		
Over Load Protection	Alarm "Bi" continuously +red light flashing / restart automatically when load power recover; If it is closed after twice recover, it need restart manually.		
Over Temp Protection	Alarm "BiBiBi" with 1s interval +red and green lights flashing alternately / restart when temp recover		
Short Circuit Protection	yes		
DC Reverse Connection Protection	Fuse burnt		
Low Voltage Alarm Range	10.5v±0.5v	21v±0.5v	42v±0.5v
Low Voltage Protection Range	9.5v±0.5v	19v±0.5v	38v±0.5v
Low Voltage Recover Range	12v±0.5v	23v±0.5v	46v±0.5v
Over Voltage Protection Range	15.5v±0.5v	31v±0.5v	62v±0.5v
Over Voltage Recover Range	14v±0.5v	28v±0.5v	56v±0.5v
Working Temperature	-10°C ~50°C		
Cooling Method	Fan cooling (Temperature control)		
Note: The tech updates constantly. These datas are used for reference only. Please refer to our real product.			


# P-2000W Printed circuit board



## Technical parameters

Model	P-2000W-12V	P-2000W-24V	P-2000W-48V
Output Power	2000W		
Peak Power	4000W		
DC Input Voltage Range	DC12V(9.5V-15.5V)	DC24V(19V-31V)	DC48V(38V-62V)
AC Output Voltage (Single Choice)	100V/110V/120V/220V/230V/240V		
Unload Current	≤0.9A	≤0.55A	≤0.3A
Output Frequency	50Hz±2Hz or 60Hz±2Hz		
Output Waveform	Pure sine wave		
Display	LED or LCD display		
USB Output Voltage / Current	5V 2A (Support QC3.0 fast charge up to 18W)		
Max. Output Efficiency	90%	92%	95%
Low Voltage Protection	Alarm "Bi" with 2s interval +red and green lights flashing alternately / restart automatically when voltage recover		
Over Voltage Protection	Alarm "BiBi" with 1s interval +red and green lights flashing alternately / restart automatically when voltage recover		
Over Load Protection	Alarm "Bi" continuously +red light flashing / restart automatically when load power recover; If it is closed after twice recover, it need restart manually.		
Over Temp Protection	Alarm "BiBiBi" with 1s interval +red and green lights flashing alternately / restart when temp recover		
Short Circuit Protection	yes		
DC Reverse Connection Protection	Fuse burnt		
Low Voltage Alarm Range	10.5v±0.5v	21v±0.5v	42v±0.5v
Low Voltage Protection Range	9.5v±0.5v	19v±0.5v	38v±0.5v
Low Voltage Recover Range	12v±0.5v	23v±0.5v	46v±0.5v
Over Voltage Protection Range	15.5v±0.5v	31v±0.5v	62v±0.5v
Over Voltage Recover Range	14v±0.5v	28v±0.5v	56v±0.5v
Working Temperature	-10°C ~50°C		
Cooling Method	Fan cooling (Temperature control)		
Note: The tech updates constantly. These datas are used for reference only. Please refer to our real product.			


# P-3000W Printed circuit board



## Technical parameters

Model	P-3000W-12V	P-3000W-24V	P-3000W-48V
Output Power	3000W		
Peak Power	6000W		
DC Input Voltage Range	DC12V(9.5V-15.5V)	DC24V(19V-31V)	DC48V(38V-62V)
AC Output Voltage (Single Choice)	100V/110V/120V/220V/230V/240V		
Unload Current	≤1A	≤0.7A	≤0.4A
Output Frequency	50Hz±2Hz or 60Hz±2Hz		
Output Waveform	Pure sine wave		
Display	LED or LCD display		
USB Output Voltage / Current	5V 2A (Support QC3.0 fast charge up to 18W)		
Max. Output Efficiency	90%	92%	95%
Low Voltage Protection	Alarm "Bi" with 2s interval +red and green lights flashing alternately / restart automatically when voltage recover		
Over Voltage Protection	Alarm "BiBi" with 1s interval +red and green lights flashing alternately / restart automatically when voltage recover		
Over Load Protection	Alarm "Bi" continuously +red light flashing / restart automatically when load power recover; If it is closed after twice recover, it need restart manually.		
Over Temp Protection	Alarm "BiBiBi" with 1s interval +red and green lights flashing alternately / restart when temp recover		
Short Circuit Protection	yes		
DC Reverse Connection Protection	Fuse burnt		
Low Voltage Alarm Range	10.5v±0.5v	21v±0.5v	42v±0.5v
Low Voltage Protection Range	9.5v±0.5v	19v±0.5v	38v±0.5v
Low Voltage Recover Range	12v±0.5v	23v±0.5v	46v±0.5v
Over Voltage Protection Range	15.5v±0.5v	31v±0.5v	62v±0.5v
Over Voltage Recover Range	14v±0.5v	28v±0.5v	56v±0.5v
Working Temperature	-10°C ~50°C		
Cooling Method	Fan cooling (Temperature control)		


# PU-300W Printed circuit board



## Technical parameters

Model	PU-300W-12V	PU-300W-24V	PU-300W-48V
Output Power	300W		
Peak Power	600W		
DC Input Voltage Range	DC12V(9.5V-15.5V)	DC24V(19V-31V)	DC48V(38V-62V)
AC Output Voltage (Single Choice)	100V/110V/120V/220V/230V/240V		
Unload Current	≤0.55A	≤0.3A	≤0.18A
Output Frequency	50Hz±2Hz or 60Hz±2Hz		
Output Waveform	Pure sine wave		
Display	/		
USB Output Voltage / Current	5V 2A (Support QC3.0 fast charge up to 18W)		
Max. Output Efficiency	89%	91%	93%
Low Voltage Protection	Alarm "Bi" with 2s interval +red and green lights flashing alternately / restart automatically when voltage recover		
Over Voltage Protection	Alarm "BiBi" with 1s interval +red and green lights flashing alternately / restart automatically when voltage recover		
Over Load Protection	Alarm "Bi" continuously +red light flashing / restart automatically when load power recover; If it is closed after twice recover, it need restart manually.		
Over Temp Protection	Alarm "BiBiBi" with 1s interval +red and green lights flashing alternately / restart when temp recover		
Short Circuit Protection	yes		
DC Reverse Connection Protection	Fuse burnt		
Low Voltage Alarm Range	10.5v±0.5v	21v±0.5v	42v±0.5v
Low Voltage Protection Range	9.5v±0.5v	19v±0.5v	38v±0.5v
Low Voltage Recover Range	12v±0.5v	23v±0.5v	46v±0.5v
Over Voltage Protection Range	15.5v±0.5v	31v±0.5v	62v±0.5v
Over Voltage Recover Range	14v±0.5v	28v±0.5v	56v±0.5v
Working Temperature	-10°C ~50°C		
Cooling Method	Fan cooling (Temperature control)		
Note: The tech updates constantly. These datas are used for reference only. Please refer to our real product.			

# PU-600W Printed circuit board



## Technical parameters

Model	PU-600W-12V	PU-600W-24V	PU-600W-48V
Output Power	600W		
Peak Power	1200W		
DC Input Voltage Range	DC12V(9.5V-15.5V)	DC24V(19V-31V)	DC48V(38V-62V)
AC Output Voltage (Single Choice)	100V/110V/120V/220V/230V/240V		
Unload Current	≤0.6A	≤0.3A	≤0.2A
Output Frequency	50Hz±2Hz or 60Hz±2Hz		
Output Waveform	Pure sine wave		
Display	/		
USB Output Voltage / Current	5V 2A (Support QC3.0 fast charge up to 18W)		
Max. Output Efficiency	88%	90%	92%
Low Voltage Protection	Alarm "Bi" with 2s interval +red and green lights flashing alternately / restart automatically when voltage recover		
Over Voltage Protection	Alarm "BiBi" with 1s interval +red and green lights flashing alternately / restart automatically when voltage recover		
Over Load Protection	Alarm "Bi" continuously +red light flashing / restart automatically when load power recover; If it is closed after twice recover, it need restart manually.		
Over Temp Protection	Alarm "BiBiBi" with 1s interval +red and green lights flashing alternately / restart when temp recover		
Short Circuit Protection	yes		
DC Reverse Connection Protection	Fuse burnt		
Low Voltage Alarm Range	10.5v±0.5v	21v±0.5v	42v±0.5v
Low Voltage Protection Range	9.5v±0.5v	19v±0.5v	38v±0.5v
Low Voltage Recover Range	12v±0.5v	23v±0.5v	46v±0.5v
Over Voltage Protection Range	15.5v±0.5v	31v±0.5v	62v±0.5v
Over Voltage Recover Range	14v±0.5v	28v±0.5v	56v±0.5v
Working Temperature	-10°C ~50°C		
Cooling Method	Fan cooling (Temperature control)		
Note: The tech updates constantly. These datas are used for reference only. Please refer to our real product.			

NATIONAL HIGH-TECH ENTERPRISES

